



RUSTIC PATINA







# RUSTIC PATINA

B E R N H A R D T

Even the most sophisticated furniture collections must be livable. That’s definitely the case with Rustic Patina, which offers authentic, traditional designs that have been perfectly modernized for today’s casual living spaces. While the collection has roots in English and French forms, Rustic Patina’s identity is its dedication to rustic touches on finishes, accents, and hardware. This starts with white oak solids and rustic white oak veneers that have been wire-brushed and heavily distressed, then finished in Sand or Peppercorn. Accents come in the form of textured nailhead trim, button tufting and performance fabrics, while hardware impresses with its striking textured finish. A Burnished Silver metal has a substantial presence, and can be found on grille work, overlays, and strapping. Though the collection keeps things simple with clean lines and forms, stepped molding and marquetry offer memorable touches of artistry. Ultimately, with Rustic Patina’s relaxed sense of style, you’ll always feel right at home.







**SHOWN:**  
 387-132 Buffet  
 387-321 Mirror  
 387-242/244 Pedestal Dining Table  
 387-561 Side Chairs  
 387-562 Arm Chair











**SHOWN:**  
 387-272/273 Round Pedestal Dining Table  
 387-556 Ladderback Arm Chairs  
 387-131 Buffet





**SHOWN:**  
387-356 Curio  
387-912D Console Table  
N6703 Wiley Chair (*Body Fabric 1843-011*)





**SHOWN:**  
 387-870 Entertainment Console  
 387-122D End Table  
 387-022D Rectangular Cocktail Table  
 387-123 Round End Table  
 N2876 Palisades Sofa (*Body Fabric*  
*1319-021, Pillows 1792-012*)  
 N1118 Alana Chair (*Body Fabric 2258-012*  
*with welt 2703-011*)









**SHOWN:**  
 387-860D Entertainment Console  
 387-123 Round End Table  
 387-123D Round End Table  
 387-111 Cube Table  
 387-111D Cube Table









**SHOWN:**  
 387-H33/FR33 Upholstered Sleigh Bed  
 387-230 Bachelor's Chest  
 387-042 Dresser  
 387-331 Mirror  
 B2501 Remy Ottoman (*Body Fabric 1104-002*)








**SHOWN:**  
 387-H33/FR33 Upholstered Sleigh Bed  
 387-230 Bachelor's Chest  
 387-217 Nightstand  
 N2320 Romney Chair (*Body Fabric*  
*Inside 1294-020 and Body Fabric Outside*  
*1772-002*)





**SHOWN:**  
 387-H66D/FR6D Panel Bed  
 387-118D Tall Chest  
 387-229D Bachelor's Chest  
 387-509D Bench





**SHOWN:**  
 387-052D Dresser  
 387-321D Mirror  
 387-509D Bench








387-242 DINING TABLE TOP  
387-244 PEDESTAL TABLE BASE (PAIR)  
387-242D DINING TABLE TOP  
387-244D PEDESTAL TABLE BASE (PAIR)

Overall: W 88-1/2 (108-1/2-128-1/2) | D 46 | H 30 in.  
Overall: W 224.79 (275.59-326.39) | D 116.84 | H 76.20 cm.

Fancy face top and two 20" leaves of knotty white oak veneers with outside border and pattern of quartered white oak veneers. Cast faux oak urn-shaped pedestal column with four-prong wood base. Adjustable glides. Sand and Peppercorn finishes.  
pages 2, 3, 4, 5, 27



387-272 ROUND DINING TABLE TOP  
387-273 PEDESTAL TABLE BASE  
387-272D ROUND DINING TABLE TOP  
387-273D PEDESTAL TABLE BASE

Overall Diameter: 60 | H 30 in.  
Overall Diameter: 152.40 | H 76.20 cm.

Knotty white oak veneered top. Cast faux oak urn-shaped pedestal column with four-prong wood base. Adjustable glides. Sand and Peppercorn finishes.  
page 6



387-555 LADDERBACK SIDE CHAIR  
387-555D LADDERBACK SIDE CHAIR

W 21-1/2 | D 26-11/16 | H 41-3/8 in.  
W 54.61 | D 67.79 | H 105.09 cm.

Seat Height: 19 in. | 48.26 cm.  
Seat Depth: 19-3/4 in. | 50.17 cm.  
Fabric shown: B452 (Sand) and B474 (Peppercorn)  
Upholstered slip seat with welt. Stretchers. Sand and Peppercorn finishes.  
Also available in other fabrics excluding leathers, silks and pillow fabrics; order as 387-X55 and 387-X55D.



387-556 LADDERBACK ARM CHAIR  
387-556D LADDERBACK ARM CHAIR

W 24 | D 26-11/16 | H 41-3/8 in.  
W 60.96 | D 67.79 | H 105.09 cm.

Arm Height: 25-5/8 in. | 65.09 cm.  
Seat Height: 19 in. | 48.26 cm.  
Seat Depth: 19-3/4 in. | 50.17 cm.  
Fabric shown: B452 (Sand) and B474 (Peppercorn)  
Upholstered slip seat with welt. Stretchers. Sand and Peppercorn finishes.  
Also available in other fabrics excluding leathers, silks and pillow fabrics; order as 387-X56 and 387-X56D.  
pages 6, 7



387-561 SIDE CHAIR  
387-561D SIDE CHAIR

W 21-1/4 | D 29-13/16 | H 43 in.  
W 53.98 | D 75.72 | H 109.22 cm.

Seat Height: 19 in. | 48.26 cm.  
Seat Depth: 19 in. | 48.26 cm.  
Fabric shown: B452 (Sand) and B474 (Peppercorn)  
White oak solids. Upholstered slip seat with welt. Upholstered inback and outback with welt. Button-tufting on inside back. Stretchers. Sand and Peppercorn finishes.  
Also available in other fabrics excluding leathers, silks and pillow fabrics; order as 387-X61 and 387-X61D.  
pages 3, 4, 5



387-562 ARM CHAIR  
387-562D ARM CHAIR

W 24 | D 29-13/16 | H 43 in.  
W 60.96 | D 75.72 | H 109.22 cm.

Arm Height: 25-5/8 in. | 65.09 cm.  
Seat Height: 19 in. | 48.26 cm.  
Seat Depth: 19 in. | 48.26 cm.  
Fabric shown: B452 (Sand) and B474 (Peppercorn)  
White oak solids. Upholstered slip seat with welt. Upholstered inback and outback with welt. Button-tufting on inside back. Stretchers. Sand and Peppercorn finishes.  
Also available in other fabrics excluding leathers, silks and pillow fabrics; order as 387-X62 and 387-X62D.  
pages 2, 3, 4, 5





387-131 BUFFET  
387-131D BUFFET

W 66-1/2 | D 19-1/4 | H 40 in.  
W 168.91 | D 48.90 | H 101.60 cm.

Fabric shown: B446 (Sand) and B448 (Peppercorn)  
Two drawers and two doors with performance fabric wrapped fronts with textured Black Nickel finish nail trim border. Two top drawers with wrapped pad in left drawer and silverware insert in right drawer. Behind each door is one adjustable/ removable shelf. Textured cast iron base with "X" stretchers in Burnished Silver finish. Adjustable glides. Anti-tip kit. Sand and Peppercorn finishes. pages 6, 7



387-132 BUFFET  
387-132D BUFFET

W 77-7/8 | D 20-1/2 | H 37 in.  
W 197.80 | D 52.07 | H 93.98 cm.

Four fancy face doors, each with inset inner and outer metal frame and center metal accent overlay in Burnished Silver finish. Behind LSF/RSF doors are two adjustable/removable shelves. Behind paired center doors is one fixed top shelf, and one drawer with hand cut-out with silverware insert. Round feet. Back center support leg. Adjustable glides. Anti-tip kit. Sand and Peppercorn finishes. pages 2, 26



387-356 CURIO  
387-356D CURIO

W 35 | D 18 | H 83-1/2 in.  
W 88.90 | D 45.72 | H 212.09 cm.

Two doors with inset tempered glass and metal grilles in Burnished Silver finish. Behind doors are three adjustable/removable, tempered glass shelves with plate groove and polished edge, and one halogen light with touch dimmer switch. Veneered back panel. Adjustable glides. Anti-tip kit. Sand and Peppercorn finishes. pages 8, 9





387-H33/FR33  
387-H33D/FR3D  
UPHOLSTERED SLEIGH BED (KING)

Overall: W 81-1/2 | D 96-5/16 | H 74 in.  
Overall: W 207.01 | D 244.63 | H 187.96 cm.

Fabric shown: B452 (Sand) and B474 (Peppercorn)  
Slat Height: 6-3/8 in. | 16.19 cm.

Wood-framed sleigh headboard with inset upholstered, button-tufted panel with welt.  
Wood sleigh footboard and side rails. Five slat support system with adjustable center supports. Sand and Peppercorn finishes. Headboard cannot be used alone.  
Also available in other fabrics excluding leathers, silks and pillow fabrics; order as 387-XH33/FR33 and 387-XH3D/FR3D.  
pages Front Cover, 16, 17, 18, 20, 26, 27, Back Cover

Also available:  
387-H31/FR31 & 387-H31D/FR1D  
UPHOLSTERED SLEIGH BED (QUEEN)  
Overall: W 65-1/2 | D 96-5/16 | H 70 in.  
Overall: W 166.37 | D 244.63 | H 177.80 cm.  
Also available in other fabrics excluding leathers, silks and pillow fabrics; order as 387-XH31/FR31 and 387-XH1D/FR1D.

387-H32/FR32 & 387-H32D/FR2D  
UPHOLSTERED SLEIGH BED (CALIFORNIA KING)  
Overall: W 77-1/2 | D 100-5/16 | H 74 in.  
Overall: W 196.85 | D 254.79 | H 187.96 cm.  
Also available in other fabrics excluding leathers, silks and pillow fabrics; order as 387-XH32/FR32 and 387-XH2D/FR2D.

387-H66/FR66  
387-H66D/FR6D  
PANEL BED (KING)

Overall: W 83 | D 91-1/2 | H 71-7/8 in.  
Overall: W 210.82 | D 232.41 | H 186.56 cm.

Slat Height: 5-5/16 in. | 13.49 cm.  
Wood headboard with inset fancy face panel. Wood footboard and side rails. Round feet.  
Five slat support system with adjustable supports. Sand and Peppercorn finishes.  
pages 22, 23

Also available:  
387-H64/FR64  
387-H64D/FR4D  
PANEL BED (QUEEN)  
Overall: W 67 | D 91-1/2 | H 67-7/8 in.  
Overall: W 170.18 | D 232.41 | H 172.40 cm.

387-H65/FR65  
387-H65D/FR5D  
PANEL BED (CALIFORNIA KING)  
Overall: W 79 | D 95-1/2 | H 71-7/8 in.  
Overall: W 200.66 | D 242.57 | H 182.56 cm.



387-042 DRESSER  
387-042D DRESSER

W 64 | D 19 | H 44 in.  
W 162.56 | D 48.26 | H 111.76 cm.

Nine drawers. Center support leg. Adjustable glides. Anti-tip kit. Sand and Peppercorn finishes.  
Note: Dresser is bored for optional 387-331 and 387-331D mirror support attachment.  
pages 19, 26, Back Cover



387-052 DRESSER  
387-052D DRESSER

W 70 | D 19 | H 38 in.  
W 177.80 | D 48.26 | H 96.52 cm.

Eight drawers. Two center support legs. Adjustable glides. Anti-tip kit.  
Sand and Peppercorn finishes.  
Note: Dresser is bored for optional 387-331 and 387-331D mirror support attachment.  
pages 24, 25



387-217 NIGHTSTAND  
387-217D NIGHTSTAND

W 34-1/4 | D 19-1/4 | H 29-3/4 in.  
W 87 | D 48.90 | H 75.57 cm.

One drawer and one shelf. Adjustable glides. Anti-tip kit. Sand and Peppercorn finishes.  
pages Front Cover, 16, 21, Back Cover





387-219 BACHELOR'S CHEST  
387-219D BACHELOR'S CHEST

W 26 | D 18 | H 29-3/4 in.  
W 66.04 | D 45.72 | H 75.57 cm.

Three drawers. Adjustable glides. Anti-tip kit. Sand and Peppercorn finishes.



387-229 BACHELOR'S CHEST  
387-229D BACHELOR'S CHEST

W 36 | D 18 | H 29-3/4 in.  
W 91.44 | D 45.72 | H 75.57 cm.

Three drawers. Adjustable glides. Anti-tip kit. Sand and Peppercorn finishes.  
page 22



387-230 BACHELOR'S CHEST  
387-230D BACHELOR'S CHEST

W 36 | D 18 | H 29-1/2 in.  
W 91.44 | D 45.72 | H 74.93 cm.

Gallery top. Three drawers. Top drawer has two-drawer facade. Adjustable glides. Anti-tip kit. Sand and Peppercorn finishes.  
pages 17, 18, 20



387-118 TALL CHEST  
387-118D TALL CHEST

W 50 | D 19 | H 52 in.  
W 127 | D 48.26 | H 132.08 cm.

Seven drawers. Adjustable glides. Anti-tip kit. Sand and Peppercorn finishes.  
page 23



387-119 TALL CHEST  
387-119D TALL CHEST

W 54-1/2 | D 20-1/4 | H 56 in.  
W 138.43 | D 51.44 | H 142.24 cm.

Fabric shown: B446 (Sand) and B448 (Peppercorn)  
Ten drawers with performance fabric wrapped fronts with textured Black Nickel finish nail trim border. Textured cast iron base and stretchers in Burnished Silver finish. Adjustable glides. Anti-tip kit. Sand and Peppercorn finishes.  
pages 27, Inside Back Cover





387-011 UPHOLSTERED COCKTAIL TABLE  
387-011D UPHOLSTERED COCKTAIL TABLE

W 44 | D 44 | H 20 in.  
W 111.76 | D 111.76 | H 50.80 cm.

Fabric shown: B446 (Sand) and B448 (Peppercorn)  
Upholstered button-tufted seat in performance fabric with welt and textured Black Nickel finish nail trim border. Wood frame and shelf. Concealed casters. Sand and Peppercorn finishes.  
pages 12, 13



387-123 ROUND END TABLE  
387-123D ROUND END TABLE

W 18 | D 18-1/2 | H 24 in.  
W 45.72 | D 46.99 | H 60.96 cm.

Round inset wood top. Open cast iron base in Burnished Silver finish. Adjustable glides. Sand and Peppercorn finishes.  
pages Inside Front Cover, 1, 10, 15, 27



387-022 RECTANGULAR COCKTAIL TABLE  
387-022D RECTANGULAR COCKTAIL TABLE

W 56-9/16 | D 30-9/16 | H 18 in.  
W 143.67 | D 77.63 | H 45.72 cm.

Gallery framed top. One shelf. Adjustable glides. Sand and Peppercorn finishes.  
pages 10, 27



387-111 CUBE TABLE  
387-111D CUBE TABLE

W 20 | D 20 | H 21-1/4 in.  
W 50.80 | D 50.80 | H 53.98 cm.

Fancy face veneer panels with border and center panel overlay. Small plinth base. Adjustable glides. Sand and Peppercorn finishes.  
pages 13, 15



387-122 END TABLE  
387-122D END TABLE

W 27 | D 29 | H 24 in.  
W 68.58 | D 73.66 | H 60.96 cm.

Gallery framed top. One shelf. Adjustable glides. Sand and Peppercorn finishes.  
page 10



387-912 CONSOLE TABLE  
387-912D CONSOLE TABLE

W 60 | D 14 | H 32 in.  
W 152.40 | D 35.56 | H 81.28 cm.

Gallery framed top. Two shelves. Adjustable glides. Anti-tip kit. Sand and Peppercorn finishes.  
page 9





387-509 BENCH  
387-509D BENCH

W 54 | D 18 | H 18 in.  
W 137.16 | D 45.72 | H 45.72 cm.


Fabric shown: B452 (Sand) and B474 (Peppercorn)  
Upholstered seat with welt. Wood base with shelf. Sand and Peppercorn finishes.  
Also available in other fabrics excluding leathers, silks and pillow fabrics; order as 387-X09 and 387-X09D.  
pages 22, 25



387-321 MIRROR  
387-321D MIRROR

W 38 | D 1-9/16 | H 48 in.  
W 96.52 | D 3.97 | H 121.92 cm.

White oak solids. Wood frame with inset beveled mirrored glass with 1-1/4" bevel. Open textured outer iron frame in Burnished Silver finish - attached to wood frame by metal brackets. Can be hung vertically or horizontally. Sand and Peppercorn finishes.  
pages 2, 24, 25, 26



387-331 MIRROR  
387-331D MIRROR

W 38 | D 2 | H 50 in.  
W 96.52 | D 5.08 | H 127 cm.

Wood-framed mirror with inset mirrored glass with 1-1/4" beveled edge. Can be hung vertically or horizontally. Sand and Peppercorn finishes.  
Note: Due to weight, must be hung on stud.  
Note: Mirror supports included for attachment to all 387 dressers. Use support only when mirror is hung in horizontal position. Depth 2-7/8" with supports.  
pages 19, 26, Back Cover



387-115 ACCENT CHEST  
387-115D ACCENT CHEST

W 56 | D 18 | H 34 in.  
W 142.24 | D 45.72 | H 86.36 cm.

Two fancy face doors. Behind each door are two adjustable/removable shelves and fixed bottom shelf surface. Center support leg. Adjustable glides. Anti-tip kit. Sand and Peppercorn finishes.



387-860 ENTERTAINMENT CONSOLE  
387-860D ENTERTAINMENT CONSOLE

W 63-7/8 | D 18 | H 29-5/8 in.  
W 162.24 | D 45.72 | H 75.25 cm.

LSF/ RSF: One drawer and one fancy face door. Behind door is one adjustable/removable, vented shelf; ventilation holes and one grommet hole with cover in back panel. CENTER: One open front compartment with ventilation holes and one grommet hole with cover. Two fancy face doors. Behind doors is one adjustable/removable, vented shelf; ventilation holes and two grommet holes with cover. Adjustable glides. Anti-tip kit. Sand and Peppercorn finishes.  
page 14



387-870 ENTERTAINMENT CONSOLE  
387-870D ENTERTAINMENT CONSOLE

W 80-1/2 | D 19-1/4 | H 34 in.  
W 204.47 | D 48.90 | H 86.36 cm.

Fabric shown: B446 (Sand) and B448 (Peppercorn)  
Four doors with performance fabric wrapped fronts with textured Black Nickel finish nail trim border. Behind left paired doors is one drawer with hand cut-out, one fixed shelf surface, ventilation holes and two grommet holes with cover in back panel. Behind right paired doors are two adjustable/removable, vented shelves, and ventilation holes and one grommet hole with cover in back panel. Cast iron base with "X" stretchers in Burnished Silver finish. Anti-tip kit. Sand and Peppercorn finishes.  
pages 10, 11, 26





SIGNATURE ELEMENTS



**INSPIRATION**  
The pieces of Rustic Patina are influenced by authentic English and French designs that have been updated to have a more modern and relaxed look. What makes the collection truly unique is its sophisticated use of rustic materials and finishes.



**ARTISTRY**  
The lines are clean and the forms are simple, allowing the eye to focus on the beauty of the veneer and finish. Stepped moldings, turned bun feet, tapered legs, and a marquetry veneer pattern are subtle details that add visual appeal.



**ACCENTS**  
With Rustic Patina, accents come in many forms: performance fabric in an antiqued ivory on door and drawer fronts, textured nailhead trim in a Burnished Silver finish, and button tufting on upholstered dining chairs, beds, and cocktail ottomans.



**HARDWARE**  
When it comes to the collection's hardware, Rustic Patina strives for a distinct look. Die cast zinc comes in a hammered Antique Silver finish, and throughout the collection, you'll find knobs, pulls, bail pulls with rosettes and unique metal plates.

FABRICS

Rustic Patina's ivory and brown fabrics pair effortlessly and complement the Sand and Peppercorn wood finishes, as well as the Burnished and Aged Silver metals. The performance fabrics with a faux leather look offer extra durability.




B452



B474



B446



B448

ADDITIONAL IMAGES FEATURED

**COVER:** 387-H33/FR33 Upholstered Sleigh Bed, 387-217 Nightstand, 387-042 Dresser, 387-331 Mirror.

**INSIDE FRONT COVER:** 387-123 Round End Table, N2320 Romney Chair (*Body Fabric Inside 1294-020 and Body Fabric Outside 1772-002*).

**PAGES 4-5:** 387-242D/244D Pedestal Dining Table, 387-561D Side Chairs, 387-562D Arm Chair.

**PAGES 12-13:** 387-011 Upholstered Cocktail Table, 387-111 Cube Table, N6703 Wiley Chair (*Body Fabric 1843-011*), N1712 Kingston Chairs (*Body Fabric 1828-011*).

**PAGES 16-17:** 387-H33/FR33 Upholstered Sleigh Bed, 387-230 Bachelor's Chest, 387-217 Nightstand.

**PAGES 26-27:** 387-132 Buffet, 387-321 Mirror, 387-H33/FR33 Upholstered Sleigh Bed, 387-870 Entertainment Console, 387-042 Dresser, 387-331 Mirror, 387-123 Round End Table, N2876 Palisades Sofa (*Body Fabric 1319-021, Pillows 1792-012*), 387-119 Tall Chest, 387-022D Rectangular Cocktail Table.

**INSIDE BACK COVER:** 387-119 Tall Chest.

FINISHES & MATERIALS

White oak solids and rustic white oak veneers have been wire-brushed and heavily distressed, which opens the grain and allows the cerusing to come through. Pieces are offered in a light Sand finish, and a light brown Peppercorn. A Burnished Silver metal has a substantial presence, and can be found on grille work, overlays, and strapping.



Sand



Peppercorn



Burnished Silver



Many high quality, natural materials, such as wood, veneer, glass, rubber, metal, plastic, cloth and/or stone, are used in our products and may reflect grain, vein or color variations. These variations are inherent in their species and enhance the unique beauty of each piece of furniture. Due to the photographic and printing processes used in the creation of this catalog, the finish and fabric colors displayed may vary from actual finish and fabric colors. Authorized Bernhardt retailers carry a variety of our furniture pieces and collections, so please contact them about the specific products at their location. Bernhardt uses materials and resources sourced globally to ensure a quality product. Specifications subject to change without notice. Copyright © 2019 Bernhardt Furniture Company. Printed in the USA 02/2019 GVS 5K.

