

# GUYS



# PAULA DEEN KIDS GUYS

Ask Paula Deen about her grandsons Jack, Matthew and Henry, and she'll tell you: "They're full of energy and they're all boy." So she knows first-hand the kind of furniture it takes to handle their rough-and-tumble lifestyle. Her guys collection is designed for kids just like them.

▲ BEDS 4, 8, 14, 16, 18 ▲ DRESSER 7

▲ CHESTS 10, 11 ▲ CRIB 20

Be on the lookout for these smart features.



CHARGING STATION



HIDDEN STORAGE



BUILT-IN NIGHTLIGHT



READING LIGHT







PANEL BED  
2391040 Full/ 59w x 80d x 51h  
(Footboard height is 27")

VERTICAL MIRROR  
2391032 / 32w x 2d x 41h

DRAWER DRESSER  
2391002 / 56w x 18d x 36h

NIGHTSTAND  
2391080 / 22w x 18d x 27h





**TOP  
SECRET**  
*Storage*



VERTICAL MIRROR  
2391032 / 32w x 2d x 41h

DRAWER DRESSER  
2391002 / 56w x 18d x 36h










# BUILT-IN LIGHT



Built-in lighting is strategically placed for studying and late night reading.

 **GUYS READING BED**  
2391042 Full / 59w x 83d x 58h  
(Footboard height is 33")

 **NIGHTSTAND**  
2391080 / 22w x 18d x 27h






JACK'S CHEST  
2391004 / 50w x 18d x 45h





DRAWER CHEST  
2391010 / 40w x 18d x 52h 

HUTCH  
2391020 / 55w x 13d x 46h  
(Overall with Desk: 55w x 24d x 76h)



HENRY'S DESK  
2391027 / 55w x 24d x 30h

HENRY'S DESK CHAIR  
2391071 / 25w x 25d x 40h





# CONSTRUCTION

DEPENDABLE, SAFE, LONG LASTING.

At smartstuff, dependability is our middle name. Our furniture is built to outlast trends and withstand the use of even the most spirited child, like 9/16" drawer walls and plywood slat roll bed foundations that ensure sturdy stability during their wonder years.





## FUNCTION

IT WORKS BETTER, SO YOU CAN LIVE BETTER.

Our innovative functionality, featuring the nightstand in the sky, built-in lights, hidden storage and charging stations, keeps kids organized and parents happy.

PANEL BED  
2391035 Twin / 44w x 80d x 51h  
(Footboard height is 27")

HUTCH  
2391020 / 55w x 13d x 46h  
(Overall with Desk: 55w x 24d x 76h)



HENRY'S DESK  
2391027 / 55w x 24d x 30h



NIGHTSTAND  
2391080 / 22w x 18d x 27h









# SMARTSTUFF STUFF

THERE'S STUFF, AND THEN THERE'S SMARTSTUFF STUFF.

Our stuff is as smart as the perfect grade point average, and makes learning fun. From star charts and world maps, to ergonomics and exercise guides, to coasters and folding boards, our furniture comes with the coolest stuff.

BUNK BED  
2391530 Twin / 44w x 83d x 76h





GUYS READING BED  
2391037 Twin / 43w x 83d x 58h  
(Footboard height is 33")



STORAGE UNIT  
2391061 / 20w x 76d x 20h

TRUNDLE  
2391060 / 41w x 76d x 12h

NIGHTSTAND  
2391080 / 22w x 18d x 27h



Storage unit



Trundle closed



Trundle storage



Trundle bed





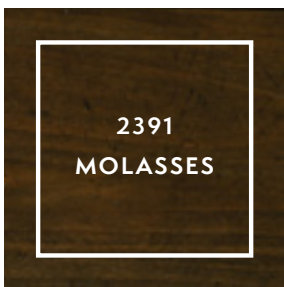
# SAFETY

IS OUR TOP PRIORITY.

At smartstuff we're not just furniture designers, we're parents too – so safety is our top priority. From lead-free finishes to ladder steps that are wider than our competitors and grooved for greater traction, all smartstuff products meet or exceed industry standards.

CRIB  
2391310 / 60w x 32d x 48h


## FINISH




## FEATURES

- English dovetail construction, front and back
- Soft, self-closing, full extension metal on metal drawer guides
- 9/16" drawer walls
- Screwed-in back panels
- Dressers, bureaus, chests and desk hutches include anti-tip restraint hardware
- Adjustable levelers assure furniture sits level on uneven surfaces
- Bed rails bolt firmly together, no "hook and slot"
- High-low bed rail positioning
- Plywood slat roll bed foundations, stronger than wooden slats
- No box spring needed




 **DRAWER DRESSER**  
2391002 / 56w x 18d x 36h  
Removable felt-lined tray reveals hidden storage in top right drawer. Removable dividers in bottom drawers.  
*Shown on pages: 4, 7*



 **JACK'S CHEST**  
2391004 / 50w x 18d x 45h  
Top left game console/DVD player drawer. Removable felt-lined tray reveals hidden storage in top right drawer. Removable dividers in bottom drawers.  
*Shown on page: 10*




 **DRAWER CHEST**  
2391010 / 40w x 18d x 52h  
Clothing rods pull out on ends. Removable felt-lined tray reveals hidden storage in top right drawer.  
*Shown on page: 11*



**HUTCH**  
2391020 / 55w x 13d x 46h  
Hutch fits over 2391027 Desk. Three-way dimmer light illuminates work area. Removable top shelf. Cork back.  
*Shown on pages: 12, 14*



 **HENRY'S DESK**  
2391027 / 55w x 24d x 30h  
Electrical outlet in top. One box drawer with pencil tray. One file drawer. Pull-out tray provides keyboard storage or extra work surface. Interchangeable pedestal and leg allows for easy right or left hand use.  
*Shown on pages: 12, 14*



**HENRY'S DESK CHAIR**  
2391071 / 25w x 25d x 40h  
Tilting desk chair on swivel. Five castered legs. Adjustable height. Decorative nail head trim. Leather upholstery.  
*Shown on pages: 12, 14*



**VERTICAL MIRROR**  
2391032 / 32w x 2d x 41h  
*Shown on pages: 4, 7*



**NIGHTSTAND**

2391080 / 22w x 18d x 27h



Top lid flips up to reveal electrical outlets. Touch switch controls under-mounted nightlight.

Shown on pages: 5, 9, 15, 18



**PANEL BED**

2391035 / 3/3 Twin 44w x 80d x 51h

2391040 / 4/6 Full 59w x 80d x 51h

(footboard height is 27")

Shown on pages: 4, 14



**GUYS READING BED**

2391037 / 3/3 Twin 43w x 83d x 58h

2391042 / 4/6 Full 59w x 83d x 58h

Left posts open to reveal LED snake light. (footboard height is 33")

Shown on pages: 8, 18



**TRUNDLE**

2391060 / 41w x 76d x 12h

Trundle/Storage Unit fits under any bed.

Wheels on bottom allow for easy pull-out. Fits standard sized twin mattress. Can be used as storage (two removable sliding storage trays included). Maximum recommended mattress dimensions: 74w x 38d x 8h

Shown on page: 19



**STORAGE UNIT**

2391061 / 20w x 76d x 20h

Integrates into any bed. Usable on left or right side. One large drawer with removable divider.

One adjustable shelf in each open area. One Storage Unit and one rail shipped per order. (Up to two Storage Units can be used per bed).

Shown on page: 19



**BUNK BED**

2391530 / 3/3 Twin 44w x 83d x 76h

2391540 / 4/6 Full 59w x 83d x 76h

Bunk bed ladder steps curved and grooved for better traction. Clock shelf for upper bunk.

Metal pegs attach upper bunk to lower bunk. Bunk bed can break down into two twin beds.

Accommodates Trundle or Storage Unit.

Shown on page: 16



**TWIN OVER FULL EXT KIT**

2391590 / 59w x 84d x 79h

Extension kit allows for a 4'-6" full sized mattress on the bottom bunk. Accommodates Trundle or Storage Unit.



**CRIB**

2391310 / 60w x 32d x 48h

Shown on page: 20



**TODDLER BED**

CONVERSION KIT

2391305 / 58w x 3d x 33h

Kit works with convertible crib to create Toddler or Day Bed.



**CHANGING STATION**

2391200 / 43w x 18d x 5h

Shown with 2391002 Dresser.

smartstuff™

SmartstuffFurniture.com

     /smartstuff4kids