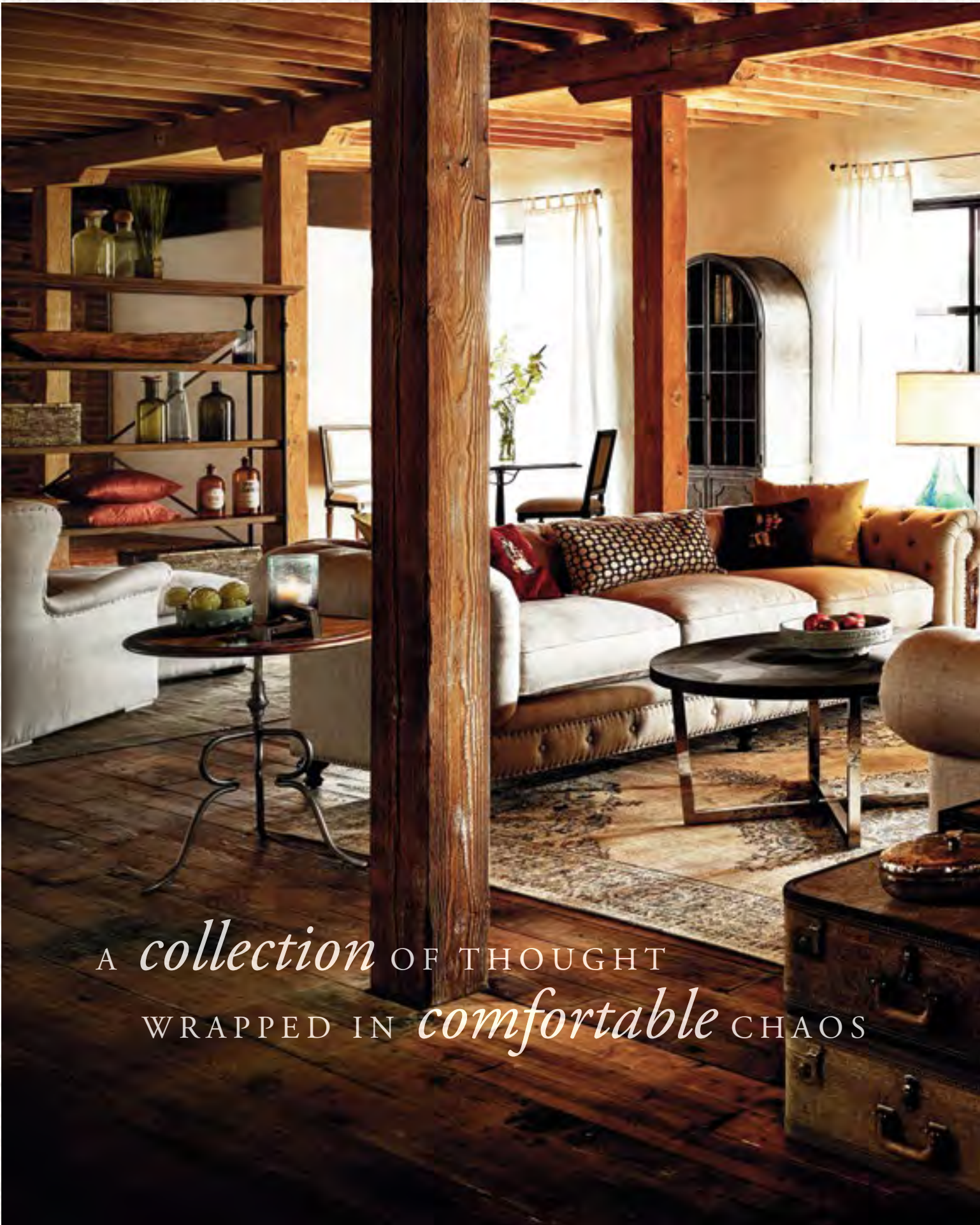


CURATED



UNIVERSAL  
EXPLORE HOME™





A *collection* OF THOUGHT  
WRAPPED IN *comfortable* CHAOS





*A collection of thought. Visions and style. Textures and emotions. All wrapped in comfortable chaos for you to make your room, your way. Tables, chairs, beds, dressers and so much more - curated perfectly to work together.*

BEDROOM 4-33 // DINING 34-51 // LIVING 52-85









EXPLORE *bedroom*





LATHAM TALL DRESSER  
712150 / 44w x 21d x 58h



HALSTON QUEEN BED  
552250B-A / 71w x 99d x 60h

GILMORE DRAWER CHEST  
558150 / 38w x 18d x 54h







**LATHAM DRESSER**  
712040 / 60w x 21d x 44h

**MIRROR**  
21904M / 32w x 2d x 45h





LATHAM QUEEN BED  
712250B / 66w x 89d x 60h

LATHAM NIGHTSTAND  
712355 / 21w x 18d x 30h











HAVEN SOFA  
477501-200 / 96w x 44d x 36h

THE BOHO CHIC KING BED  
45076B / 82w x 104d x 68h

HAVEN CHAIR  
477503-200 / 48w x 44d x 36h

GILMORE NIGHTSTAND  
558350 / 27w x 17d x 28h

ABERDEEN OTTOMAN  
537504-200 / 42w x 42d x 17h



RESPIRE KING BED  
543B290B / 80w x 86d x 90h

CHURCHILL CHAIR  
427503-100 / 38w x 39d x 35h









CARLISLE KING BED  
751220B / 85w x 93d x 57h









LANGLEY QUEEN BED  
705250B / 67w x 87d x 50h

LANGLEY NIGHTSTAND  
705350 / 26w x 18d x 26h







LANGLEY TALL DRESSER  
705150 / 38w x 18d x 54h



BISCAYNE QUEEN BED  
558250B / 64w x 87d x 56h

GILMORE NIGHTSTAND  
558350 / 27w x 17d x 28h

PEARSON CHAIR  
558730 / 20w x 26d x 37h

ELISTON ROUND END TABLE  
558815 / 24w x 24d x 24h







SOJOURN DRAWER DRESSER  
543C050 / 56w x 19d x 38h

CROSSPOINT ACCENT CHAIR  
530515-200 / 29w x 37d x 35h





**HARDWARE** *Rich, modern, iron colored drawer handles and pulls contrast with smooth grains and washed finishes for the perfect combination of rustic and contemporary.*



**GILMORE DRAWER DRESSER**  
558040 / 60w x 19d x 44h

**GILMORE MIRROR**  
55804M / 35w x 2d x 45h

**CROSSPOINT ACCENT CHAIR**  
530515-200 / 29w x 37d x 35h







THE GUEST ROOM QUEEN BED  
393310 / 63w x 85d x 58h



FRANKLIN STREET QUEEN BED  
572230B-A / 66w x 88d x 60h







## SOFT TEXTURE

*Modern, slate gray tones complement plush, velvet, tufted upholstery to balance sophisticated luxury with carefree romance.*





## MIXED MEDIA

*Gentle upholstered elements soften the bold lines of low-country inspired, oiled bronze metalwork to create delightful combinations that add interest to every room.*





UPHOLSTERED METAL QUEEN BED  
596310B / 63w x 86d x 60h





HALSTON KING BED  
552260B / 87w x 99d x 62h







LANGLEY DRESSER  
705040 / 60w x 18d x 38h









SPENCER STORAGE KING BED  
219220SB / 82w x 86d x 52h

SPENCER NIGHTSTAND  
219350 / 27w x 18d x 21h









SPENCER STORAGE KING BED  
219A220SB / 82w x 86d x 52h

SPENCER NIGHTSTAND  
219A350 / 27w x 18d x 21h







DEVON QUEEN BED  
326210B / 63w x 86d x 60h

NIGHTSTAND  
326350 / 24w x 18d x 28h

DRAWER CHEST  
326150 / 40w x 19d x 52h





## UNIQUE GRAIN

*The unique grain patterns, subtle wash, and rich tones of the rustic white oak veneers reflect the soft textures of upholstered fabrics and ease effortlessly into any space.*











EXPLORE *dining*





GARDEN BREAKFAST TABLE  
128757 / 54w x 54d x 30h

DROP LEAF CONSOLE TABLE  
128816 / 57w x 18d x 31h

SIDE CHAIR  
128732-RTA / 19w x 22d x 40h

SIDE CHAIR - WASHED LINEN  
128732W-RTA / 19w x 22d x 40h





**GLENMORE SIDEBOARD**  
558779 / 76w x 19d x 36h

**PORTRAIT MIRROR**  
572A04M / 34w x 4d x 46h





SEDGWICK TABLE  
558758 / 82w x 40d x 30h  
*(Chairs not available)*

ELISTON CONSOLE TABLE  
558816 / 61w x 15d x 30h









**ALDRICH CHAIR**  
751738-RTA / 22w x 29d x 40h

**NILES DINING TABLE**  
751757A / 48w x 48d x 30h





**BELMONT CHAIR**  
751733 / 22w x 21d x 34h

**ROLAND SIDEBOARD**  
751778 / 64w x 18d x 34h









INGRAM TABLE  
751755 / 86w x 42d x 30h

BELMONT CHAIR  
751733 / 22w x 21d x 34h



AINSLEY 64" DINING TABLE  
751759A / 64w x 36d x 30h

LEIGHTON CHAIR  
751737 / 23w x 21d x 33h







**LANGSTON CONSOLE TABLE**  
744803 / 60w x 20d x 31h  
Open: 60w x 41d x 31h

**PEARSON CHAIR**  
558730 / 20w x 26d x 37h

**TRUMAN ENTERTAINMENT CONSOLE**  
744966 / 64w x 16d x 30h



AINSLEY 92" DINING TABLE  
751759B / 92w x 36d x 30h

ALDRICH CHAIR  
751738-RTA / 22w x 29d x 40h

BELMONT CHAIR  
751733 / 22w x 21d x 34h

ENTERTAINMENT CONSOLE  
316966 / 72w x 18d x 30h

LENNOX CREDENZA  
751779 / 64w x 18d x 32h









LIBATIONS LOCKER  
414690 / 49w x 19d x 77h







DELANCY CREDENZA  
553779 / 78w x 20d x 36h

BALDWIN CHAIR  
552738-RTA / 25w x 24d x 38h



DIGBY 84" LEG TABLE  
751752A / 84w x 40d x 30h

LEIGHTON CHAIR  
751737 / 23w x 21d x 33h







LENNOX CREDENZA  
751779 / 64w x 18d x 32h







EXPLORE *living*





EMERSON CONSOLE  
552966 / 78w x 20d x 34h

CONNOR CHAIR  
407503-200 / 38w x 40d x 38h







LANGSTON BAR CABINET  
744890 / 36w x 18d x 72h





**ELISTON CONSOLE TABLE**  
558816 / 61w x 15d x 30h

**BARKLEY OTTOMAN**  
537514-200 / 19w x 19d x 19h



DISPLAY CABINET  
501675 / 40w x 18d x 89h







**BERKELEY SOFA**  
417501-500 / 98w x 41d x 31h

**ANDOVER COCKTAIL TABLE**  
558801 / 50w x 28d x 18h

**ANDOVER END TABLE**  
558802 / 24w x 26d x 26h

**CROSSPOINT ACCENT CHAIR**  
530515-200 / 29w x 37d x 35h

**AUBREY ACCENT CHAIR**  
537525-200 / 30w x 33d x 38h

**BUNCHING ETAGERE**  
414845 / 30w x 16d x 86h







CONNOR SOFA  
407501-787 / 92w x 40d x 38h

CONNOR CHAIR  
407503-787 / 38w x 40d x 38h

PAXSTON ENTERTAINMENT CONSOLE  
738966 / 72w x 17d x 36h

BENNETT OTTOMAN - TEAL VELVET  
786544-777 / 21w x 21d x 21h

BENNETT OTTOMAN - SPRING VELVET  
786544-778 / 21w x 21d x 21h







GRIFFIN CONSOLE TABLE  
738803 / 72w x 17d x 36h

CONNOR SOFA  
407501-200 / 92w x 40d x 38h

CONNOR CHAIR  
407503-787 / 38w x 40d x 38h



HAVEN SOFA  
477501-200 / 96w x 44d x 36h

CARLTON END TABLE  
558825 / 24w x 24d x 24h

CARLTON COCKTAIL TABLE  
558820 / 38w x 38d x 17h

TURNER CONSOLE  
558803 / 68w x 15d x 30h









PEMBROKE DESK  
558813 / 56w x 28d x 30h  
(Chair not available)







TURNER CONSOLE  
558803 / 68w x 15d x 30h

PORTRAIT MIRROR  
572A04M / 34w x 4d x 46h



CONNOR SOFA  
407501-200 / 92w x 40d x 38h

CONNOR CHAIR  
407503-200 / 38w x 40d x 38h

ELISTON COCKTAIL TABLE  
558829 / 52w x 27d x 19h

ELISTON END TABLE  
558812 / 24w x 26d x 26h









LANGSTON COCKTAIL TABLE

744801 / 62w x 28d x 18h

LANGSTON END TABLE

744802 / 24w x 27d x 26h

BERKELEY SOFA

417501-500 / 98w x 41d x 31h

WELLS ACCENT CHAIR - BARK LEATHER

786505-790 / 27w x 25d x 31h







CHANDLER CONSOLE TABLE  
740803 / 84w x 12d x 34h



TUCKER SOFA  
727501-781 / 80w x 39d x 35h

SOHO ACCENT CHAIR  
457505-776 / 29w x 38d x 37h

GRIFFIN COCKTAIL TABLE  
738801 / 43w x 43d x 17h

GRIFFIN END TABLE  
738802 / 27w x 27d x 26h







CALDWELL ENTERTAINMENT CONSOLE  
128968 / 74w x 18d x 40h





**LANGSTON CONSOLE TABLE**  
774803 / 60w x 20d x 31h

**BENNETT OTTOMAN - SPRING VELVET**  
786544-778 / 21w x 21d x 21h

**BENNETT OTTOMAN - SUNSET VELVET**  
786544-779 / 21w x 21d x 21h



LANGSTON CHAIR SIDE TABLE  
744817 / 24w x 12d x 26h

JENSEN ACCENT CHAIR  
687535-650 / 34w x 36d x 34h





TRUMAN ENTERTAINMENT CONSOLE  
744966 / 64w x 16d x 30h

WELLS ACCENT CHAIR - BARK LEATHER  
786505-790 / 27w x 25d x 31h

LANGSTON CONSOLE TABLE  
744803 / 60w x 20d x 31h  
Open: 60w x 41d x 31h

PEARSON CHAIR  
558730 / 20w x 26d x 37h









TUCKER SOFA  
727501-781 / 80w x 39d x 35h

FINLEY ACCENT CHAIR  
682506-650 / 30w x 31d x 32h

CHANDLER COCKTAIL TABLE  
740801 / 52w x 23d x 18h

CHANDLER END TABLE  
740802 / 28w x 22d x 25h

CHANDLER CONSOLE TABLE  
740803 / 84w x 12d x 34h









SEBASTIAN ENTERTAINMENT CONSOLE  
742966 / 68w x 16d x 33h

REED ACCENT CHAIR  
722505-772 / 29w x 32d x 37h







MITCHELL CONSOLE TABLE WITH STOOLS  
749803 / 82w x 16d x 38h  
Stools: 16w x 14d x 26h





GARRISON CONSOLE TABLE  
742803 / 48w x 12d x 30h

BENNETT OTTOMAN - SUNSET VELVET  
786544-779 / 21w x 21d x 21h





DANBURY CONSOLE  
558966 / 78w x 20d x 30h









GARRISON COCKTAIL TABLE  
742801 / 36w x 26d x 18h

GARRISON CHAIR SIDE TABLE  
742817 / 10w x 15d x 23h

GARRISON END TABLE  
742802 / 20w x 25d x 26h

CONNOR SOFA  
407501-787 / 92w x 40d x 38h

CONNOR CHAIR  
407503-787 / 38w x 40d x 38h

TEAGUE ACCENT CHAIR  
722515-784 / 31w x 35d x 33h





MERRITT ENTERTAINMENT CONSOLE  
751964 / 85w x 21d x 37h





DARCY ENTERTAINMENT CABINET  
751966EC / 113w x 20d x 87h

ANDOVER COCKTAIL TABLE  
558801 / 50w x 28d x 18h

FARLEY SOFA  
773501-701 / 87w x 37d x 30h







# FINISHES



Terrace Gray & Washed Linen - 128




Parchment & Gray - 219



Chalkboard & Back Pack - 219A




Bisque - 414



Summer White - 543A



Grey Lake - 543C



Greystone - 558, 738 & 749




Black Denim - 572A



Licorice - 705



Latham - 712



Mango Pango - 740 & 751




Stratus - 742



Rustic Elm - 744




TABLE TOP DETAILS




Garden Breakfast Table - 128757



Digby 84" Leg Table - 751752A



Ingram Table - 751755



Sedgwick Table - 558758



Niles Dining Table - 751757A



## BEDROOM

---



### RESPITE BED

543B280B / 5/0 Queen 66w x 86d x 90h  
543B290B / 6/6 King 80w x 86d x 90h  
543B291B / 6/0 Cal King 76w x 90d x 90h  
Height from floor to bottom of box spring is 9."  
Shown on page: 12



### HALSTON BED - BLENDED LINEN

552250B / 5/0 Queen 71w x 99d x 60h  
552260B / 6/6 King 87w x 99d x 62h  
(Footboard height is 16")  
Height from floor to bottom of box spring is 5.5."  
Shown on page: 26



### HALSTON BED - GREY CLOUD VELVET

552250B-A / 5/0 Queen 71w x 99d x 60h  
552260B-A / 6/6 King 87w x 99d x 62h  
(Footboard height is 16")  
Height from floor to bottom of box spring is 5.5."  
Shown on page: 7



### BISCAYNE BED

558250B / 5/0 Queen 64w x 87d x 56h  
558260B / 6/6 King 80w x 87d x 58h  
558270B / 6/0 Cal King 80w x 93d x 58h  
(Footboard height is 18")  
Height from floor to bottom of box spring is 7."  
Two storage drawers.  
Shown on page: 18



### SPENCER STORAGE BED

219210SB / 5/0 Queen 66w x 86d x 52h  
219220SB / 6/6 King 82w x 86d x 52h  
219230SB / 6/0 Cal King 82w x 91d x 52h  
(Footboard height is 18")  
Two storage drawers.  
Shown on page: 28



### SPENCER STORAGE BED

219A210SB / 5/0 Queen 66w x 86d x 52h  
219A220SB / 6/6 King 82w x 86d x 52h  
219A230SB / 6/0 Cal King 82w x 91d x 52h  
(Footboard height is 18")  
Two storage drawers.  
Shown on page: 29



## BEDROOM

---



### THE BOHO CHIC BED

45075B / 5/0 Queen 66w x 104d x 66h

45076B / 6/6 King 82w x 104d x 68h

45077B / 6/6 Cal King 82w x 108d x 68h

(Footboard height is 34")

Height from floor to bottom of box spring is 6."

Shown on page: 10



### FRANKLIN STREET BED

572230B / 5/0 Queen 66w x 88d x 60h

572240B / 6/6 King 82w x 89d x 62h

(Footboard height is 30")

Height from floor to bottom of box spring is 5."



### FRANKLIN STREET BED - GREY VELVET

572230B-A / 5/0 Queen 66w x 88d x 60h

572240B-A / 6/6 King 82w x 89d x 62h

(Footboard height is 30")

Height from floor to bottom of box spring is 5."

Shown on page: 22



### THE GUEST ROOM BED

393310 / 5/0 Queen 63w x 85d x 58h

393320 / 6/6 King 79w x 85d x 60h

(Footboard height is 38")

Height from floor to bottom of box spring is 9.5."

Metal frame.

Shown on page: 21



### UPHOLSTERED METAL BED

596310B / 5/0 Queen 63w x 86d x 60h

596320B / 6/6 King 79w x 86d x 62h

596330B / 6/0 Cal King 79w x 90d x 62h

(Footboard height is 34")

Height from floor to bottom of box spring is 8."

Shown on page: 25



### LANGLEY BED

705250B / 5/0 Queen 67w x 87d x 50h

705260B / 6/6 King 83w x 87d x 50h

(Footboard height is 20")

Height from floor to bottom of box spring is 8."

Shown on page: 16



# BEDROOM

---



**LATHAM BED**  
712250B / 5/0 Queen 66w x 89d x 60h  
712260B / 6/6 King 82w x 89d x 62h  
(Footboard height is 24")  
Height from floor to bottom of box spring is 8."  
Shown on page: 9



**CARLISLE BED**  
751210B / 5/0 Queen 69w x 93d x 57h  
751220B / 6/6 King 85w x 93d x 57h  
(Footboard height is 15")  
Height from floor to bottom of box spring is 8."  
Shown on page: 14



**DEVON BED**  
326210B / 5/0 Queen 63w x 86d x 60h  
(Footboard height is 28")  
326220B / 6/6 King 79w x 86d x 62h  
(Footboard height is 30")  
Height from floor to bottom of box spring is 7.5."  
Shown on page: 32



**NIGHTSTAND**  
219350 / 27w x 18d x 21h  
Two drawers. Lift lid with  
power outlet.  
Shown on page: 29



**SPENCER NIGHTSTAND**  
219A350 / 27w x 18d x 21h  
Two drawers. Lift lid with  
power outlet.  
Shown on page: 30



**NIGHTSTAND**  
326350 / 24w x 18d x 28h  
Two drawers.  
Shown on page: 32



**SOJOURN NIGHT TABLE**  
543C355 / 26w x 18d x 30h  
One drawer. Bluestone top.  
Open storage shelf.



**GILMORE NIGHTSTAND**  
558350 / 27w x 17d x 28h  
Three drawers.  
Shown on pages: 10, 18



# BEDROOM

---



**LANGLEY NIGHTSTAND**  
705350 / 26w x 18d x 26h  
Two drawers. Stone Top.  
*Shown on page: 16*



**LATHAM NIGHTSTAND**  
712355 / 21w x 18d x 30h  
Three drawers. Stone top.  
*Shown on page: 9*



**MIRROR**  
21904M / 32w x 2d x 45h



**SPENCER MIRROR**  
219A04M / 34w x 2d x 44h  
1" Beveled glass.



**ROXBURY MIRROR**  
55204M / 34w x 2d x 44h  
1" Beveled glass.



**GILMORE MIRROR**  
55804M / 35w x 2d x 45h  
*Shown on page: 20*



**PORTRAIT MIRROR**  
572A04M / 34w x 4d x 46h  
*Shown on pages: 37, 65*



**METAL MIRROR**  
543B05M / 36w x 2d x 36h



**SPENCER DRESSER**  
219040 / 56w x 18d x 35h  
Three drawers.



# BEDROOM

---



**SPENCER DRESSER**  
219A040 / 56w x 18d x 35h  
Three drawers.



**SOJOURN DRAWER DRESSER**  
543C050 / 56w x 19d x 38h  
Three drawers. Removable and stationary drawer dividers. Cedar bottom in bottom drawer.  
*Shown on page: 19*



**DRAWER DRESSER**  
326040 / 64w x 20d x 36h  
Six drawers. Cedar bottoms in bottom drawers.



**GILMORE DRAWER DRESSER**  
558040 / 60w x 19d x 44h  
Eight drawers. Cedar bottoms in bottom drawers.  
*Shown on page: 20*



**LANGLEY DRESSER**  
705040 / 60w x 18d x 38h  
Six drawers. Cedar bottom in bottom drawers.  
*Shown on page: 27*



**LATHAM DRESSER**  
712040 / 60w x 21d x 44h  
Nine drawers. Cedar bottom in bottom drawers.  
*Shown on page: 8*



**CHEST**  
219150 / 34w x 18d x 54h  
Six drawers. Cedar bottom in bottom drawer. Metal base.



**SPENCER CHEST**  
219A150 / 34w x 18d x 54h  
Six drawers. Cedar bottom in bottom drawer. Metal base.



**SPENCER NARROW CHEST**  
219A155 / 34w x 18d x 54h  
Five drawers. Cedar bottom in bottom drawer. Metal base.



## BEDROOM

---



**SPENCER NARROW CHEST**  
219155 / 34w x 18d x 54h  
Five drawers. Cedar bottom in bottom drawer. Metal base.



**DRAWER CHEST**  
326150 / 40w x 19d x 52h  
Four drawers. Cedar bottom in bottom drawer.  
*Shown on page: 33*



**SOJOURN DRAWER CHEST**  
543C155 / 42w x 19d x 54h  
Four drawers. Removable drawer dividers. Cedar bottom in bottom drawer.



**GILMORE DRAWER CHEST**  
558150 / 38w x 18d x 54h  
Five drawers. Cedar bottom in bottom drawer.  
*Shown on page: 6*



**LANGLEY TALL DRESSER**  
705150 / 38w x 18d x 54h  
Four drawers. Cedar bottom in bottom drawer.  
*Shown on page: 17*



**LATHAM TALL DRESSER**  
712150 / 44w x 21d x 58h  
Six drawers. Cedar bottom in bottom drawer.  
*Shown on page: 6*

## DINING

---



**THE POTTER'S STOOL**  
125702 / 18w x 18d x 24-30h



**BISTRO CHAIR**  
558732 / 18w x 22d x 38h  
Ships Set up.  
*Shown on page: 50*



**SIDE CHAIR - WASHED LINEN**  
128732W-RTA / 19w x 22d x 40h  
Removable cushion.  
*Shown on page: 36*



# DINING

---



**SIDE CHAIR - TERRACE GRAY**  
128732-RTA / 19w x 22d x 40h  
Removable cushion.  
Shown on page: 36



**BALDWIN CHAIR**  
552738-RTA / 25w x 24d x 38h  
Shown on page: 49



**PEARSON CHAIR**  
558730 / 20w x 26d x 37h  
Shown on pages: 18, 45, 74



**ACADEMY CHAIR**  
558723 / 22w x 24d x 46h  
Removable seat cushion.  
Shown on page: 42



**BELMONT CHAIR**  
751733 / 22w x 21d x 34h  
Shown on pages: 41, 42, 46



**SIDE CHAIR**  
751734-RTA / 19w x 22d x 38h



**LEIGHTON CHAIR**  
751737 / 23w x 21d x 33h  
Shown on pages: 44, 50



**ALDRICH CHAIR**  
751738-RTA / 22w x 29d x 40h  
Shown on pages: 40, 46



**GARDEN BREAKFAST TABLE**  
128757 / 54w x 54d x 30h  
1-18" table leaf extends to 72."  
Shown on page: 36



# DINING

---



**SEDGWICK TABLE**  
558758 / 82w x 40d x 30h  
Greystone finished top. Oiled bronze metal base.  
*Shown on page: 38*



**AINSLEY 92" DINING TABLE**  
751759B / 92w x 36d x 30h  
Mango Pango finished top.  
Brushed Bronze finished base.  
*Shown on page: 46*



**NILES DINING TABLE**  
751757A / 48w x 48d x 30h  
*Shown on page: 40*



**DIGBY 84" LEG TABLE**  
751752A / 84w x 40d x 30h  
*Shown on page: 50*



**INGRAM TABLE**  
751755 / 86w x 42d x 30h  
Mango Pango finished top.  
After Midnight finished base.  
*Shown on page: 42*



**AINSLEY 64" DINING TABLE**  
751759A / 64w x 36d x 30h  
Mango Pango finished top.  
Brushed Bronze finished base.  
*Shown on page: 40*



## DINING

---



**DISPLAY CABINET**  
 501675 / 40w x 18d x 89h  
 Metal case. Three glass shelves with plate grooves. Center LED light. Adjustable shelf behind lower doors.  
*Shown on page: 57*



**LENNOX CREDENZA**  
 751779 / 64w x 18d x 32h  
 Mango Pango finish with Brushed Bronze finished base. Two doors. Three drawers.  
*Shown on pages: 46, 51*



**GLENMORE SIDEBOARD**  
 558779 / 76w x 19d x 36h  
 Three doors. Two tray doors. Silverware insert tray. Adjustable shelf. Vertical platter storage.  
*Shown on page: 37*



**DELANCY CREDENZA**  
 553779 / 78w x 20d x 36h  
 Three drawers. Two doors.  
*Shown on page: 49*



**ROLAND SIDEBOARD**  
 751778 / 64w x 18d x 34h  
 Mango Pango finish with Brushed Bronze finished base.  
*Shown on page: 41*

## LIVING

---



**LIBATIONS LOCKER**  
 414690 / 49w x 19d x 77h  
 Metal louvered, tri fold doors. Stemware and wine bottle storage. Adjustable shelves. Laminated pull out shelf. Four storage drawers. Cobalt accent finish with Bisque door fronts.  
*Shown on page: 48*



**BUNCHING ETAGERE**  
 414845 / 30w x 16d x 86h  
 Fully finished front and back for use as room divider.  
*Shown on page: 58*



**LANGSTON BAR CABINET**  
 744890 / 36w x 18d x 72h  
 Reclaimed Elm Veneers. Metal frame. Open storage/display area at top. Drop front door. Antique mirror. LED light. Stemware/bottle storage.  
*Shown on page: 55*





**GARDEN END TABLE**  
128815 / 26w x 26d x 25h



**ANDOVER END TABLE**  
558802 / 24w x 26d x 26h  
One drawer.



**ELISTON END TABLE**  
558812 / 24w x 26d x 26h  
Shown on page: 66



**ELISTON ROUND END TABLE**  
558815 / 24w x 24d x 24h  
Shown on page: 18



**CARLTON END TABLE**  
558825 / 24w x 24d x 24h  
Shown on page: 63



**GRIFFIN END TABLE**  
738802 / 27w x 27d x 26h  
Shown on page: 70



**CHANDLER END TABLE**  
740802 / 28w x 22d x 25h  
Shown on page: 76



**GARRISON END TABLE**  
742802 / 20w x 25d x 26h  
Faux concrete top. Pierced metal open shelf. Metal frame.  
Shown on page: 83



**GARRISON CHAIR SIDE TABLE**  
742817 / 10w x 15d x 23h  
Inset antique mirror in top. Metal frame.  
Shown on page: 82





**LANGSTON END TABLE**  
744802 / 24w x 27d x 26h  
One drawer. Reclaimed Elm veneers. Metal frame.  
*Shown on page: 68*



**LANGSTON CHAIR SIDE TABLE**  
744817 / 24w x 12d x 26h  
Reclaimed Elm veneers. Metal frame.  
*Shown on page: 73*



**GARDEN COCKTAIL TABLE**  
128801 / 54w x 30d x 20h



**ANDOVER COCKTAIL TABLE**  
558801 / 50w x 28d x 18h  
*Shown on pages: 58, 85*



**CARLTON COCKTAIL TABLE**  
558820 / 38w x 38d x 17h  
*Shown on page: 62*



**ELISTON COCKTAIL TABLE**  
558829 / 52w x 27d x 19h  
*Shown on page: 66*



**GRIFFIN COCKTAIL TABLE**  
738801 / 43w x 43d x 17h  
*Shown on page: 70*





**CHANDLER COCKTAIL TABLE**  
740801 / 52w x 23d x 18h  
*Shown on page: 76*




**GARRISON COCKTAIL TABLE**  
742801 / 36w x 26d x 18h  
One drawer. Faux concrete top.  
*Shown on page: 82*



**LANGSTON COCKTAIL TABLE**  
744801 / 62w x 28d x 18h  
Reclaimed Elm veneers. Metal frame.  
*Shown on page: 68*



**DROP LEAF CONSOLE**  
128816 / 57w x 18d x 31h  
36" wide with leaves up. Piano highed left and right flip top.  
*Shown on page: 36*



**TURNER CONSOLE**  
558803 / 68w x 15d x 30h  
Bluestone top.  
*Shown on pages: 63, 65*



**PEMBROKE DESK**  
558813 / 56w x 28d x 30h  
Three drawers including center drop front with full extension metal guides.  
*Shown on page: 64*





**ELISTON CONSOLE TABLE**  
558816 / 61w x 15d x 30h  
*Shown on pages: 39, 56*



**GRIFFIN CONSOLE TABLE**  
738803 / 72w x 17d x 36h  
Faux concrete top. Pierced metal open shelf.  
*Shown on pages: 61*



**CHANDLER CONSOLE TABLE**  
740803 / 84w x 12d x 34h  
*Shown on pages: 69, 76*



**GARRISON CONSOLE TABLE**  
742803 / 48w x 12d x 30h  
Faux concrete top. Pierced metal open shelf.  
*Shown on page: 80*



**LANGSTON TABLE CONSOLE**  
744803 / 60w x 20d x 31h  
Piano hinged left and right flip top.  
Open dimensions are 60w x 41d x 31h.  
*Shown on pages: 45, 72, 74*



**MITCHELL CONSOLE TABLE WITH STOOLS**  
749803 / 82w x 16d x 38h  
Stools are 16w x 14d x 26h  
*Shown on page: 79*





**ENTERTAINMENT CONSOLE**  
311966 / 72w x 18d x 30h



**ENTERTAINMENT CONSOLE**  
316966 / 72w x 18d x 30h  
*Shown on page: 47*



**DANBURY CONSOLE**  
558966 / 78w x 20d x 30h  
Four drawers. Open back.  
*Shown on page: 81*



**EMERSON CONSOLE**  
552966 / 78w x 20d x 34h  
Four doors. One tray drawer. Adjustable shelves.  
Ventilation and wire management slots in back panel.  
*Shown on page: 54*



**PAXSTON ENTERTAINMENT CONSOLE**  
738966 / 72w x 17d x 36h  
Four doors. Adjustable shelves and wire management behind doors.  
*Shown on page: 60*



**SEBASTIAN ENTERTAINMENT CONSOLE**  
742966 / 68w x 16d x 33h  
Faux concrete top. Metal base.  
Four doors. Two adjustable shelves behind doors and wire management.  
*Shown on page: 78*



## LIVING

---



**CALDWELL ENTERTAINMENT CONSOLE**  
128968 / 74w x 18d x 40h  
Four doors. Adjustable shelves and wire management behind doors.  
*Shown on page: 71*



**TRUMAN ENTERTAINMENT CONSOLE**  
744966 / 64w x 16d x 30h  
Reclaimed Elm veneers. Metal base.  
Adjustable shelves and wire management.  
*Shown on pages: 45, 75*



**MERRITT ENTERTAINMENT CONSOLE**  
751964 / 85w x 21d x 37h  
Cobalt black finished case with Bisque finished doors.  
*Shown on page: 84*



**DARCY ENTERTAINMENT CABINET**  
751966EC / 113w x 20d x 87h  
Cobalt black finished case with Bisque finished doors.  
*Shown on page: 85*

## UPHOLSTERY

---



**CHURCHILL OTTOMAN**  
427504-100 / 30w x 22d x 17h  
100% Belgian Linen.



**ABERDEEN OTTOMAN**  
537504-200 / 42w x 42d x 17h  
Grey Cloud Velvet - 100% Cotton.  
*Shown on page: 10*



**BARKLEY OTTOMAN**  
537514-200 / 19w x 19d x 19h  
Grey Cloud Velvet - 100% Cotton.  
*Shown on page: 56*



## UPHOLSTERY

---



**BENNETT OTTOMAN**  
786544-777 / 21w x 21d x 21h  
Teal Velvet.  
*Shown on page: 60*



**BENNETT OTTOMAN**  
786544-778 / 21w x 21d x 21h  
Spring Velvet.  
*Shown on pages: 60, 72*



**BENNETT OTTOMAN**  
786544-779 / 21w x 21d x 21h  
Sunset Velvet.  
*Shown on pages: 72, 80*



**BENNETT OTTOMAN**  
786544-780 / 21w x 21d x 21h  
Merlot Velvet.



**CONNOR CHAIR**  
407503-200 / 38w x 40d x 38h  
Grey Cloud Velvet - 100% Cotton.  
*Shown on pages: 54, 66*



**BARRISTER ACCENT CHAIR**  
407505-200 / 28w x 34d x 38h  
Grey Cloud Velvet - 100% Cotton.



**CHURCHILL CHAIR**  
427503-100 / 38w x 39d x 35h  
100% Belgian Linen.  
*Shown on page: 13*



**HAVEN CHAIR**  
477503-100 / 48w x 44d x 36h  
100% Belgian Linen.  
*Shown on page: 75*



# UPHOLSTERY

---



**HAVEN CHAIR**  
477503-200 / 48w x 44d x 36h  
Grey Cloud Velvet - 100% Cotton.  
*Shown on page: 11*



**FINLEY ACCENT CHAIR**  
682506-650 / 30w x 31d x 32h  
Brompton Milled Brown Leather.  
*Shown on page: 76*



**PRESCOTT CHAIR**  
530503-200 / 30w x 37d x 37h  
Grey Cloud Velvet - 100% Cotton.  
*Shown on page: 69*



**CROSSPOINT ACCENT CHAIR**  
530515-200 / 29w x 37d x 35h  
Grey Cloud Velvet - 100% Cotton.  
*Shown on pages: 20, 59*



**AUBREY ACCENT CHAIR**  
537525-200 / 30w x 33d x 38h  
Grey Cloud Velvet - 100% Cotton.  
*Shown on page: 58*



**SOHO ACCENT CHAIR**  
457505-100 / 29w x 38d x 37h  
100% Belgian Linen.



**SOHO ACCENT CHAIR**  
457505-776 / 29w x 38d x 37h  
Idalia Stone - 83% Polyester,  
10% Acrylic, 7% Linen.  
*Shown on page: 71*



# UPHOLSTERY

---



Leather by:  
MOORE  
- & -  
GILES

**JENSEN ACCENT CHAIR**  
687535-650 / 34w x 36d x 34h  
Brompton Milled Brown Leather.  
Shown on page: 73



Leather by:  
MOORE  
- & -  
GILES

**JENSEN ACCENT CHAIR**  
687535-653 / 34w x 36d x 34h  
Burnham Black Leather.



Leather by:  
MOORE  
- & -  
GILES

**WELLS ACCENT CHAIR - BARK LEATHER**  
786505-790 / 27w x 25d x 31h  
Shown on pages: 69, 74



Leather by:  
MOORE  
- & -  
GILES

**WELLS ACCENT CHAIR - BLADE LEATHER**  
786505-796 / 27w x 25d x 31h



**TEAGUE ACCENT CHAIR**  
722515-784 / 31w x 35d x 33h  
Nabor Silver - 95% Polyester, 5% Acrylic.  
Shown on page: 82



**REED ACCENT CHAIR**  
722505-772 / 29w x 32d x 37h  
Felton Graphite - 100% Polyester.  
Shown on page: 78



# UPHOLSTERY

---



Leather by:  
**MOORE  
-&-  
GILES**

**CASS ACCENT CHAIR**  
786525-793 / 28w x 32d x 32h  
Driftwood Leather.



**CONNOR CHAIR**  
407503-787 / 38w x 40d x 38h  
Tailor Glass - 94% Polypropylene,  
6% Polyester.  
*Shown on pages: 60, 61, 82*



**TUCKER CHAIR**  
727503-781 / 37w x 39d x 35h  
Slalom - 100% Polypropylene.  
*Shown on page: 74*



**BERKELEY SOFA**  
417501-100 / 98w x 41d x 31h  
100% Belgian Linen.



**BERKELEY SOFA**  
417501-500 / 98w x 41d x 31h  
Leather.  
*Shown on pages: 58, 68*



**CHURCHILL SOFA**  
427501-100 / 85w x 39d x 35h  
100% Belgian Linen.



**HAVEN SOFA**  
477501-200 / 96w x 44d x 36h  
Grey Cloud Velvet - 100% Cotton.  
*Shown on pages: 10, 63*



# UPHOLSTERY

---



**PRESCOTT SOFA**  
530501-200 / 81w x 38d x 37h  
Grey Cloud Velvet - 100% Cotton.



**CONNOR SOFA**  
407501-100 / 92w x 40d x 38h  
100% Belgian Linen.



**CONNOR SOFA**  
407501-200 / 92w x 40d x 38h  
Grey Cloud Velvet - 100% Cotton.  
*Shown on page: 66*



**CONNOR SOFA**  
407501-787 / 92w x 40d x 38h  
Tailor Glass - 94% Polypropylene, 6% Polyester.  
*Shown on pages: 60, 61, 83*



**FARLEY SOFA**  
773501-701 / 87w x 37d x 30h  
*Shown on page: 85*



**TUCKER SOFA**  
727501-781 / 80w x 39d x 35h  
Slalom - 100% Polypropylene.  
*Shown on pages: 70, 77*



# UNIVERSAL

EXPLORE HOME™

[UniversalFurniture.com](http://UniversalFurniture.com)

