

# SPACES



Furniture designed to fit.

UNIVERSAL  
EXPLORE HOME™







# Your perfect space.

Cozy and comfortable. Sleek and stylish. Furniture that's specifically designed for your unique lifestyle. Tackle your latest work project. Practice your downward dog pose. Host a viewing party for the season finale. With Spaces, you can embrace your reality and still have room to spare.



# Maximize available space.

Whether you live in a downtown high-rise or your first home in a quiet suburb, Spaces is designed to complement your floor plan. With furnishings in aesthetics ranging from transitional to traditional, Spaces fits more than your square footage — it fits you.



Marshall Dining Table 870751-B1 / 42w x 42d x 30h | Tatum Upholstered Arm Chair 870735 / 22w x 23d x 34h | Tatum Upholstered Arm Chair 870745 / 22w x 23d x 34h  
Clayton Dining Table 870752-B2 / 60w x 36d x 30h | Vance Cocktail Table 870801 -B5 48w x 24d x 18h | Vance End Table 870802-B3 / 24w x 20d x 20h









Marshall Dining Table 870751-B1 / 42w x 42d x 30h | Dalton Barrel Back Side Chair  
870737 / 23w x 22d x 30h | Bar Cabinet 872890 / 33w x 16d x 43h













LEFT Marshall Dining Table 870751-B1 / 42w x 42d x 30h | 1 Walnut Top 870751-B1 | 2 Brushed Oak Top 870751-B2  
3 White Marble Top 870751-B3 | 4 Black Marble Top 870751-B4 | 5 Frosted Glass Top 870751-B5







1 Tatum Upholstered Arm Chair 870735 / 22w x 23d x 34h | 2 Marshall Dining Table 870751-B5 / 42w x 42d x 30h



Clayton Dining Table 870752-B3 / 60w x 36d x 30h | Ryder Chair 870732  
19w x 27d x 36h | Bar Cabinet 872890 / 33w x 16d x 43h













1



2



3

1 Everette Accent Chair 786535-778 / 31w x 32d x 33h | 2 Bar Cabinet 872890 / 33w x 16d x 43h (2 shown)  
3 Everette Accent Chair 786535-814 / 31w x 32d x 33h

# Sit. Stay. Play.

Spaces seating is designed to sync with your schedule, whether you only have five minutes or an entire free evening with nowhere to be. Pick one favorite chair, or coordinate between styles for a stand-out look. And, upholstered in the finest Performance Fabrics, every Spaces seating option means red wine and puppies are now always welcome.



Addison Upholstered Side Chair 870748-RTA / 19w x 25d x 40h | Dalton Barrel Back Side Chair 870737  
23w x 22d x 30h | Ryder Chair 870732 / 19w x 27d x 36h | Evan Barrel Back Side Chair 870736-RTA / 21w x 23d x 34h  
Tatum Upholstered Arm Chair 870745 / 22w x 23d x 34h







Evan Barrel Back Side Chair 870736-RTA / 21w x 23d x 34h | Tatum Upholstered Arm Chair 870745 / 22w x 23d x 34h





1 Ryder Chair 870732 / 19w x 27d x 36h | 2 Tatum Upholstered Arm Chair 870745 / 22w x 23d x 34h | 3 Tatum Upholstered Arm Chair 870735 / 22w x 23d x 34h | 4 Addison Upholstered Side Chair 870748-RTA / 19w x 25d x 40h | 5 Evan Barrel Back Side Chair 870746-RTA 21w x 23d x 34h | 6 Dalton Barrel Back Side Chair 870737 / 23w x 22d x 30h | 7 Evan Barrel Back Side Chair 870736-RTA / 21w x 23d x 34h



1 Tatum Upholstered Arm Chair 870745 / 22w x 23d x 34h | 2 Marshall Dining Table 870751-B5 / 42w x 42d x 30h  
3 Addison Upholstered Side Chair 870748-RTA / 19w x 25d x 40h | 4 Clayton Dining Table 870752-B1 / 60w x 36d x 30h





5 Hamilton Dining Table 870753-B3 / 74w x 37d x 30h | 6 Evan Barrel Back Side Chair 870736-RTA / 21w x 23d x 34h  
7 Dalton Barrel Back Side Chair 870737-RTA / 23w x 22d x 30h | 8 Marshall Dining Table 870751-B4 / 42w x 42d x 30h



Clayton Dining Table 870752-B2 / 60w x 36d x 30h | Evan Barrel Back Side Chair 870736-RTA / 21w x 23d x 34h









Hamilton Dining Table 870753-B4 / 74w x 37d x 30h | Dalton Barrel Back Side Chair 870737-RTA  
23w x 22d x 30h | Henley Bar Cabinet 871890 / 38w x 18d x 41h





Hamilton Dining Table 74w x 37d x 30h | 1 Walnut Top 870753-B1 | 2 Brushed Oak Top 870753-B2  
3 White Marble Top 870753-B3 | 4 Black Marble Top 870753-B4 | 5 Frosted Glass Top 870753-B5



Hamilton Dining Table 870753-B1 / 74w x 37d x 30h | Tatum Upholstered Arm Chair 870735 / 22w x 23d x 34h  
Henley Bar Cabinet 871890 / 38w x 18d x 41h







Henley Bar Cabinet 871890 / 38w x 18d x 41h





Make it  
your space.







Tanner Queen Bed 871250SB / 65w x 87d x 53h | Tanner Nightstand 871350 / 24w x 18d x 22h  
Parker Dresser 871040 / 58w x 19d x 35h





Tanner Queen Bed 871250SB / 65w x 87d x 53h | Tanner Nightstand 871350 / 24w x 18d x 22h  
Parker Drawer Chest 871150 / 40w x 19d x 50h













1



2



3



4

1 Parker Dresser 871040 / 58w x 19d x 35h | 2 Parker Drawer Chest 871150 / 40w x 19d x 50h | 3 Tanner Queen Bed 871250SB / 65w x 87d x 53h | 4 Tanner Nightstand 871350 / 24w x 18d x 22h



Avery Queen Bed 875250B / 63w x 86d x 50h





Dorian Mirror 87704M / 32w x 1d x 40h | Anson Drawer Chest 875150 / 38w x 19d x 54h



Anson Nightstand 875350 / 26w x 17d x 28h





Anson Dresser 875040 / 62w x 19d x 35h







1



2



3



4



5

1 Dorian Mirror 87704M / 32w x 1d x 40h | 2 Anson Dresser 875040 / 62w x 19d x 35h | 3 Anson Drawer Chest 875150 / 38w x 19d x 54h | 4 Avery Queen Bed 875250B / 63w x 86d x 50h | 5 Anson Nightstand 875350 / 26w x 17d x 28h



Tanner Queen Bed 874250SB / 65w x 87d x 53h | Tanner Nightstand 874350 / 24w x 18d x 22h | Jasper Storage Ottoman 786584-814 / 19w x 19d x 19h | Tanner Chest 874180 / 42w x 19d x 50h







1



2



3



4

1 Tanner Dresser 874040 / 60w x 19d x 34h | 2 Tanner Chest 874180 / 42w x 19d x 50h | 3 Tanner Queen Bed 874250SB / 65w x 87d x 53h | 4 Tanner Nightstand 874350 / 24w x 18d x 22h







Tanner Chest 874180 / 42w x 19d x 50h





Tanner Dresser 874040 / 60w x 19d x 34h | Everette  
Accent Chair 786535-814 / 31w x 32d x 33h



Aiden Queen Bed 873250B / 66w x 87d x 54h | Aiden Nightstand 873350  
26w x 18d x 29h | Aiden Wardrobe 873160 / 40w x 21d x 75h







2



1



3

1 Aiden Nightstand 873350 26w x 18d x 29h | 2 Aiden Wardrobe 873160 / 40w x 21d x 75h | 3 Aiden Dresser 873040 / 58w x 20d x 36h







Brantley Queen Bed with Panels 871210BW / 125w x 88d x 48h | Tanner Nightstand 874350 / 24w x 18d x 22h







Graham Poster Queen Bed 872280B / 63w x 88d x 80h | Lawson Nightstand 872350  
24w x 18d x 26h | Everette Accent Chair 786535-830 / 31w x 32d x 33h











Dorian Mirror 87704M / 32w x 1d x 40h | Lawson Dresser 872040 / 62w x 19d x 36h



1 Lawson Dresser 872040 / 62w x 19d x 36h | 2 Lawson Nightstand 872350 / 24w x 18d x 26h  
3 Graham Poster Queen Bed 872280B / 63w x 88d x 80h | 4 Lawson Chest 872180 / 42w x 19d x 50h











Jennings Queen Headboard 85075H2-617 / 67w x 4d x 56h | Dorian Nightstand 877350 / 28w x 18d x 28h | Dorian Cabinet 877160 / 34w x 18d x 75h

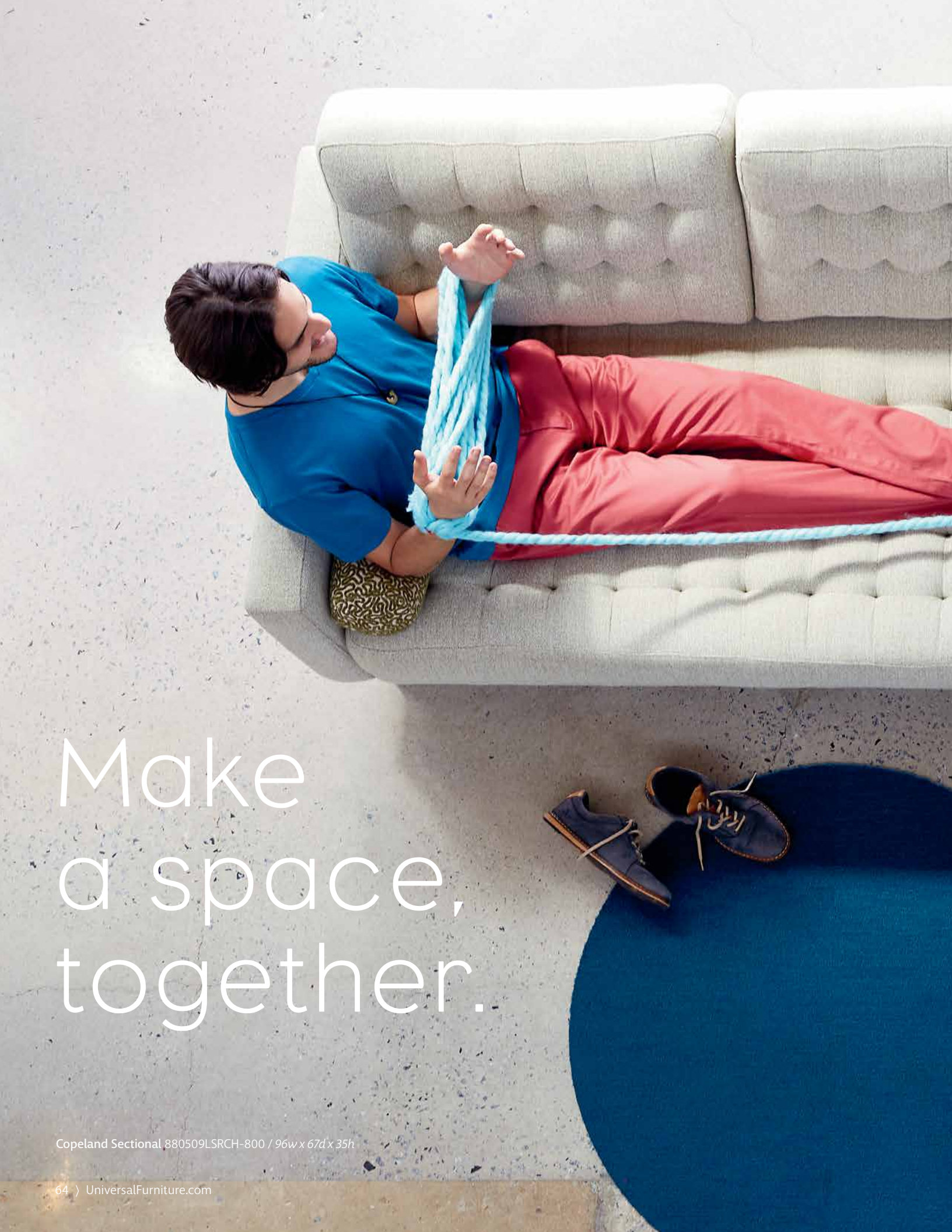


Dorian Dresser 877040 / 62w x 20d x 36h





Dorian Cabinet 877160 / 34w x 18d x 75h



Make  
a space,  
together.

Copeland Sectional 880509LSRCH-800 / 96w x 67d x 35h









Dawson Entertainment Console 875966 / 58w x 19d x 32h | Vance Cocktail Table 870801-B3 / 48w x 24d x 18h  
Copeland Sectional 880509LSRCH-800 / 96w x 67d x 35h | Patterson Accent Chair 889505-806 / 30w x 30d x 36h












LEFT Vance Cocktail Table 870801-B3 / 48w x 24d x 18h | 1 Walnut Top 870801-B1 | 2 Brushed Oak Top 870801-B2  
3 White Marble Top 870801-B3 | 4 Black Marble Top 870801-B4 | 5 Frosted Glass Top 870801-B5



Reese Sofa 887501-822 / 81w x 34d x 33h | Vance Cocktail Table  
870801-B5 / 48w x 24d x 18h | Vance End Table 870812-B5  
24w x 20d x 20h | Bar Cabinet 872890 / 33w x 16d x 43h











1 Reese Sofa 887501-822 / 81w x 34d x 33h | 2 Vance Cocktail Table 870801-B2 / 48w x 24d x 18h | 3 Easton Entertainment Console 872966 / 64w x 16d x 34h | 4 Willow Accent Chair 889515-817 / 27w x 28d x 33h



Bar Cart 870860-B / 36w x 14d x 33h





Everette Accent Chair 786535-830 / 31w x 32d x 33h









Copeland Sectional 880509LSRCH-800 / 96w x 67d x 35h | Vance End Table 870812-B3  
24w x 20d x 20h | Vance Cocktail Table 870801-B3 / 48w x 24d x 18h | Dawson Entertainment  
Console 875966 / 58w x 19d x 32h | Bar Cart 870860-B / 36w x 14d x 33h







Sterling Sofa 881501-801 / 85w x 41d x 34h | Vance End Table 870812-B4 24w x 20d x 20h | Vance Cocktail Table 870801-B4 / 48w x 24d x 18h



Kingsley Sofa 883501-801 / 83w x 36d x 36h | Chatham End Table 874802 / 24w x 24d x 24h | Chatham Cocktail Table 874818 / 36w x 36d x 18h | Home Entertainment Wall System 874966W / 121w x 19d x 82h





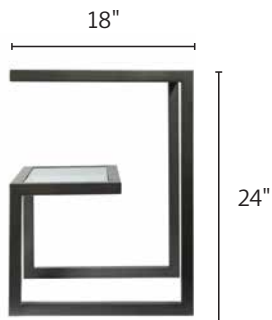
1 Chatham End Table 874802 / 24w x 24d x 24h | 2 Denison End Table 870814-B / 18w x 20d x 24h  
3 Chatham Cocktail Table 874818 / 36w x 36d x 18h







1 Logan Entertainment Console 871968 / 64w x 16d x 34h | 2 Easton Entertainment Console 872966  
64w x 16d x 34h | 3 Dawson Entertainment Console 875966 / 58w x 19d x 32h | 4 Onslow Entertainment  
Console 874966 / 60w x 19d x 30h | 5 Home Entertainment Wall System 874966W / 121w x 19d x 82h



Denison End Table 870814-B / 18w x 20d x 24h | Patterson  
Accent Chair 889505-806 / 30w x 30d x 36h







Logan Entertainment Console 871968 / 64w x 16d x 34h





1



2



3



4



5

1 Patterson Accent Chair 889505-806 / 30w x 30d x 36h | 2 Willow Accent Chair 889515-817  
27w x 28d x 33h | 3 Everette Accent Chair 786535-830 / 31w x 32d x 33h | 4 Jasper Storage  
Ottoman 786584-814 / 19w x 19d x 19h | 5 Jasper Storage Ottoman 786584-778 / 19w x 19d x 19h

# Finishes

English dovetail drawer construction / Stained and sealed wood  
drawer sides / Cedar drawer bottoms in select bedroom cases



After Midnight - 870



Walnut - 871




Granite - 872



Oatmeal - 873



Mist - 874



Meringue - 875



Stratus - 877



# Bedroom

---



**MIRROR**  
82704M / 34w x 1d x 38h  
Beveled glass. Stainless steel frame.  
*Shown on page: 34*



**DORIAN MIRROR**  
87704M / 32w x 1d x 40h  
Dark bronze finished frame.  
*Shown on pages: 37, 41, 57*



**PARKER DRESSER**  
871040 / 58w x 19d x 35h  
Six drawers. Cedar bottoms in bottom drawers.  
*Shown on pages: 31, 34, 35*



**LAWSON DRESSER**  
872040 / 62w x 19d x 36h  
Seven drawers. Cedar bottoms in bottom drawers.  
*Shown on pages: 57, 58*



**AIDEN DRESSER**  
873040 / 58w x 20d x 36h  
Six drawers. Cedar bottoms in bottom drawers.  
*Shown on pages: 50, 51*



**TANNER DRESSER**  
874040 / 60w x 19d x 34h  
Six drawers. Cedar bottom in bottom drawers.  
*Shown on pages: 44, 47*



**ANSON DRESSER**  
875040 / 62w x 20d x 35h  
Seven drawers. Cedar bottom in bottom drawers.  
*Shown on pages: 39, 41*



**DORIAN DRESSER**  
877040 / 60w x 20d x 36h  
Six drawers. Cedar bottoms in bottom drawers.  
*Shown on page: 62*



**PARKER DRAWER CHEST**  
871150 / 40w x 19d x 50h  
Five drawers. Cedar bottom in bottom drawers.  
*Shown on pages: 33, 35*



**LAWSON CHEST**  
872180 / 42w x 19d x 50h  
Five drawers. One door with two adjustable shelves behind door. Cedar bottom in bottom drawers.  
*Shown on pages: 58, 59*

# Bedroom

---



**TANNER CHEST**  
874180 / 42w x 19d x 50h  
Six drawers. One door with adjustable shelves behind door. Cedar bottom in bottom drawer.  
*Shown on pages: 42, 44, 46*



**ANSON DRAWER CHEST**  
875150 / 38w x 19d x 54h  
Five drawers. Cedar bottom in bottom drawer.  
*Shown on pages: 37, 41*



**AIDEN WARDROBE**  
873160 / 40w x 21d x 75h  
Two doors with four tray drawers and two adjustable shelves behind doors. Removable clothes rod.  
*Shown on pages: 48, 50*



**DORIAN CABINET**  
877160 / 34w x 18d x 75h  
Two doors with two adjustable shelves behind doors. Center fixed shelf.  
*Shown on pages: 60, 63*



**TANNER NIGHTSTAND**  
871350 / 24w x 18d x 22h  
One drawer. Lift lid with power and USB ports.  
*Shown on pages: 30, 32, 35*



**LAWSON NIGHTSTAND**  
872350 / 24wx 18d x 26h  
One drawer. Lift lid with power and USB ports.  
*Shown on pages: 54, 58*



**AIDEN NIGHTSTAND**  
873350 / 26w x 18d x 29h  
One drawer. Lift lid with power and USB ports.  
*Shown on pages: 48, 50*



**TANNER NIGHTSTAND**  
874350 / 24w x 18d x 22h  
One drawer. Lift lid with power and USB ports.  
*Shown on pages: 43, 44, 45, 52*



**ANSON NIGHTSTAND**  
875350 / 26w x 17d x 28h  
One drawer. Lift lid with power and USB ports.  
*Shown on pages: 38, 41*



**DORIAN NIGHTSTAND**  
877350 / 28w x 18d x 28h  
Three drawers. Lift lid with power and USB ports.  
*Shown on page: 61*



# Bedroom

---



**BRANTLEY BED**  
 871210B / 5/0 Queen 67w x 88d x 48h  
 871220B / 6/6 King 83w x 88d x 48h  
 (footboard height is 13")  
 Height from floor to bottom of box spring is 5."



**BRANTLEY BED WITH PANELS**  
 871210BW / 5/0 Queen 125w x 88d x 48h  
 871220BW / 6/6 King 141w x 88d x 48h  
 (footboard height is 13")  
 Height from floor to bottom of box spring is 5."  
 Shown on page: 52



**TANNER BED**  
 871250B / 5/0 Queen 65w x 87d x 53h  
 871260B / 6/6 King 81w x 87d x 56h  
 (footboard height is 14")  
 Height from floor to bottom of box spring is 8." Option with storage side rail: 871250SB and 871260SB.  
 Shown on pages: 30, 32, 35



**GRAHAM POSTER BED**  
 872280B / 5/0 Queen 63w x 88d x 80h  
 (footboard height is 15")  
 Height from floor to bottom of box spring is 8."  
 Shown on pages: 54, 58



**AIDEN BED**  
 873250B / 5/0 Queen 66w x 87d x 54h  
 873260B / 6/6 King 82w x 87d x 55h  
 (footboard height is 18")  
 Two storage drawers in footboard.  
 Shown on page: 48



**TANNER BED**  
 874250B / 5/0 Queen 65w x 87d x 53h  
 874260B / 6/6 King 81w x 87d x 56h  
 (footboard height is 14")  
 Height from floor to bottom of box spring is 8." Option for storage side rail: 874250SB and 874260SB.  
 Shown on pages: 42, 44, 45



**EVERY BED**  
 875250B / 5/0 Queen 63w x 86d x 50h  
 (footboard height is 14")  
 Height from floor to bottom of box spring is 10."  
 Shown on pages: 36, 41



**AIDEN HEADBOARD**  
 85075H1 / Queen 67w x 5d x 61h  
 85076H1 / King 84w x 5d x 61h  
 Available in Sapphire Velvet Wet Sand, Crypton-Graceland Sorrell, Dovemont Snow and Coconut Metal.



**JENNINGS HEADBOARD**  
 85075H2 / Queen 67w x 4d x 56h  
 85076H2 / King 84w x 5d x 56h  
 Available in Sapphire Velvet Wet Sand, Crypton-Graceland Sorrell, Dovemont Snow and Coconut Metal.  
 Shown on page: 61



**TYSON HEADBOARD**  
 85075H3 / Queen 67w x 4d x 54h  
 85076H3 / King 84w x 4d x 54h  
 Available in Sapphire Velvet Wet Sand, Crypton-Graceland Sorrell, Dovemont Snow and Coconut Metal.

# Bedroom

---



**AVERY HEADBOARD**  
85075H4 / Queen 67w x 4d x 57h  
85076H4 / King 84w x 4d x 57h  
Available in Sapphire Velvet Wet Sand, Crypton-Graceland Sorrell, Dovemont Snow and Coconut Metal.

# Dining

---



**RYDER CHAIR**  
870732 / 19w x 27d x 36h  
Bethel Silver.  
*Shown on pages: 12, 16, 19*



**TATUM UPHOLSTERED ARM CHAIR**  
870735 / 22w x 23d x 34h  
Interior: Phineas Silt. Exterior: Westwood Heather.  
*Shown on pages: 11, 17, 18, 19, 26*



**TATUM UPHOLSTERED ARM CHAIR**  
870745 / 22w x 23d x 34h  
Interior: Hopscotch. Exterior: Natural Sand Quilt. Arm height is 25."  
*Shown on pages: 5, 19, 20*



**EVAN BARREL BACK SIDE CHAIR**  
870736-RTA / 21w x 23d x 34h  
Nabor Silver.  
*Shown on pages: 17, 18, 19, 21, 22*



**EVAN BARREL BACK SIDE CHAIR**  
870746-RTA / 21w x 23d x 34h  
Dover Natural.  
*Shown on page: 19*



**DALTON BARREL BACK SIDE CHAIR**  
870737 / 23w x 22d x 30h  
Bethel Silver.  
*Shown on pages: 6, 16, 19, 24*



**ADDISON UPHOLSTERED SIDE CHAIR**  
870748-RTA / 19w x 25d x 40h  
Dover Natural.  
*Shown on pages: 16, 19, 20*



**MARSHALL DINING TABLE**  
870751-B1 / 42w x 42d x 30h  
Walnut top. Dark Bronze base.  
*Shown on pages: 4, 6, 9*



# Dining

---



**MARSHALL DINING TABLE**  
870751-B2 / 42w x 42d x 30h  
Brushed Oak top. Dark Bronze base.  
*Shown on page: 9*



**MARSHALL DINING TABLE**  
870751-B3 / 42w x 42d x 30h  
White Marble top. Dark Bronze base.  
*Shown on page: 9*



**MARSHALL DINING TABLE**  
870751-B4 / 42w x 42d x 30h  
Black Marble top. Dark Bronze base.  
*Shown on pages: 9, 21*



**MARSHALL DINING TABLE**  
870751-B5 / 42w x 42d x 30h  
Frosted glass top. Dark Bronze base.  
*Shown on pages: 9, 11, 20*



**CLAYTON DINING TABLE**  
870752-B1 / 60w x 36d x 30h  
Walnut top. Dark Bronze base.  
*Shown on page: 20*



**CLAYTON DINING TABLE**  
870752-B2 / 60w x 36d x 30h  
Brushed Oak top. Dark Bronze base.  
*Shown on page: 22*



**CLAYTON DINING TABLE**  
870752-B3 / 60w x 36d x 30h  
White Marble top. Dark Bronze base.  
*Shown on pages: 12, 21*



**CLAYTON DINING TABLE**  
870752-B4 / 60w x 36d x 30h  
Black Marble top. Dark Bronze base.



**CLAYTON DINING TABLE**  
870752-B5 / 60w x 36d x 30h  
Frosted glass top. Dark Bronze base.



**HAMILTON DINING TABLE**  
870753-B1 / 74w x 37d x 30h  
Walnut top. Dark Bronze base.  
*Shown on pages: 25, 26*

# Dining

---



**HAMILTON DINING TABLE**  
870753-B2 / 74w x 37d x 30h  
Bruhed Oak top. Dark Bronze base.  
*Shown on pages: 5, 25*



**HAMILTON DINING TABLE**  
870753-B3 / 74w x 37d x 30h  
White Marble top. Dark Bronze base.  
*Shown on page: 25*



**HAMILTON DINING TABLE**  
870753-B4 / 74w x 37d x 30h  
Black Marble top. Dark Bronze base.  
*Shown on pages: 24, 25*



**HAMILTON DINING TABLE**  
870753-B5 / 74w x 37d x 30h  
Frosted Glass top. Dark Bronze base.  
*Shown on page: 25*



**BAR CART**  
870860-B / 36w x 14d x 33h  
Dark Bronze. Insert glass top  
and shelf.  
*Shown on page: 74*



**HENLEY BAR CABINET**  
871890 / 38w x 18d x 41h  
Inset Marble top. Two doors  
with storage boxes. Two fixed  
shelves. Stemware holder.  
Removable bottle storage.  
*Shown on pages: 24, 26, 28*



**BAR CABINET**  
872890 / 33w x 16d x 43h  
Two doors with five adjustable  
shelves and one fixed shelf behind.  
Stemware and bottle storage.  
*Shown on pages: 7, 12, 14, 15, 70*



# Living

---



**VANCE COCKTAIL TABLE**  
870801-B1 / 48w x 24d x 18h  
Walnut top. Dark Bronze base.  
*Shown on page: 69*



**VANCE COCKTAIL TABLE**  
870801-B2 / 48w x 24d x 18h  
Bruhed Oak top. Dark Bronze base.  
*Shown on pages: 69, 72, 73*



**VANCE COCKTAIL TABLE**  
870801-B3 / 48w x 24d x 18h  
White Marble top. Dark Bronze base.  
*Shown on pages: 66, 68, 69, 76*



**VANCE COCKTAIL TABLE**  
870801-B4 / 48w x 24d x 18h  
Black Marble top. Dark Bronze base.  
*Shown on pages: 69, 78, 79*



**VANCE COCKTAIL TABLE**  
870801-B5 / 48w x 24d x 18h  
Frosted Glass top. Dark Bronze base.  
*Shown on pages: 66, 70*



**CHATHAM COCKTAIL TABLE**  
874818 / 36w x 36d x 18h  
*Shown on pages: 80, 81*



**VANCE END TABLE**  
870812-B1 / 24w x 20d x 20h  
Walnut top. Dark Bronze base.



**VANCE END TABLE**  
870812-B2 / 24w x 20d x 20h  
Bruhed Oak top. Dark Bronze base.



**VANCE END TABLE**  
870812-B3 / 24w x 20d x 20h  
White Marble top. Dark Bronze base.  
*Shown on pages: 4, 77*



**VANCE END TABLE**  
870812-B4 / 24w x 20d x 20h  
Black Marble top. Dark Bronze base.  
*Shown on pages: 78, 79*

# Living

---



**VANCE END TABLE**  
870812-B5 / 24w x 20d x 20h  
Frosted Glass top. Dark Bronze base.  
*Shown on page: 70*



**CHATHAM END TABLE**  
874802 / 24w x 24d x 24h  
*Shown on pages: 80, 81*



**DENISON END TABLE**  
870814-B / 18w x 20d x 24h  
Dark Bronze.  
*Shown on pages: 81, 84*



**ONSLow ENTERTAINMENT CONSOLE**  
874966 / 60w x 19d x 30h  
Four drawers. Open display/storage areas. Wire management.  
*Shown on page: 83*



**RIGHT PIER CABINET**  
874920 / 30w x 19d x 82h  
Sliding door. Two Adjustable and one fixed shelves.

**LEFT PIER CABINET**  
874921 / 30w x 19d x 82h  
Sliding door. Two Adjustable and one fixed shelves.

**CENTER HUTCH/BACK PANEL**  
874965 / 60w x 15d x 52h  
One fixed shelf. Cut out back panel for wire management.

**ONSLow ENTERTAINMENT CONSOLE**  
874966 / 60w x 19d x 30h  
Four drawers. Open display/storage areas. Wire management.

**HOME ENTERTAINMENT WALL SYSTEM**  
874966W / 121w x 19d x 82h  
Must have all four pieces for complete wall. 920/921/965 cannot be used independently.  
*Shown on pages: 80, 83*



**LOGAN ENTERTAINMENT CONSOLE**  
871968 / 64w x 16d x 34h  
Two door with adjustable shelf behind. Wire management. Dark Bronze base.  
*Shown on pages: 83, 86*



**EASTON ENTERTAINMENT CONSOLE**  
872966 / 64w x 16d x 34h  
Two doors with adjustable shelf behind doors. Wire management. Dark Bronze base.  
*Shown on pages: 72, 73, 83*



**DAWSON ENTERTAINMENT CONSOLE**  
875966 / 58w x 19d x 32h  
Two doors with adjustable shelves behind door. One tray drawer. Open area in back panel for wire management.  
*Shown on pages: 66, 76, 83, 99*



# Upholstery

---



**COPELAND SECTIONAL**  
880509RSLCH-800 / 96w x 67d x 35h  
880509LSRCH-800 / 96w x 67d x 35h  
Rockability Moss.  
*Shown on pages: 64, 66, 76*



**STERLING SOFA**  
881501-801 / 85w x 41d x 34h  
Fleder Nickel.  
*Shown on page: 78*



**STERLING CHAIR AND OTTOMAN**  
881503-801 / 36w x 42d x 34h  
881504-801 / 31w x 21d x 19h  
Fleder Nickel.



**KINGSLEY SOFA**  
883501-810 / 83w x 36d x 36h  
Swank Ice Fog.  
*Shown on page: 80*



**REESE SOFA**  
887501-822 / 81w x 34d x 33h  
Stanton Reflection.  
*Shown on pages: 70, 72, 73*



**PATTERSON ACCENT CHAIR**  
889505-806 / 30w x 30d x 36h  
Vintage Pretzel.  
*Shown on pages: 66, 85, 87*



**WILLOW ACCENT CHAIR**  
889515-817 / 27w x 28d x 33h  
Cream.  
*Shown on pages: 72, 73, 87*



**JASPER STORAGE OTTOMAN**  
786584-778 / 19w x 19d x 19h  
Sapphire Velvet Spring.  
*Shown on page: 87*



**JASPER STORAGE OTTOMAN**  
786584-814 / 19w x 19d x 19h  
Sapphire Velvet Midnight Blue.  
*Shown on pages: 42, 87*



**EVERETTE ACCENT CHAIR**  
786535-778 / 31w x 32d x 33h  
Sapphire Velvet Spring.  
*Shown on pages: 14, 15*

# Living

---



EVERETTE ACCENT CHAIR  
786535-814 / 31w x 32d x 33h  
Sapphire Velvet Midnight Blue.  
*Shown on pages: 15, 47*



EVERETTE ACCENT CHAIR  
786535-830 / 31w x 32d x 33h  
Natural Sheepskin.  
*Shown on pages: 55, 75, 86, 87*







# UNIVERSAL

EXPLORE HOME™

[UniversalFurniture.com](http://UniversalFurniture.com)

